

# 5th European Conference on Schizophrenia Research (ECSR)

## Bridging Gaps – Improving Outcomes

organized by the European Scientific Association on  
Schizophrenia and other Psychoses (ESAS)

**24 – 26 September 2015**  
**Berlin, Germany**

## Final Programme

The European Accreditation Committee in CNS (EACIC) has  
granted 22 CME credits to this congress.



The ECSR is organized in cooperation with the

World Psychiatric Association (WPA)  
and its Section on Schizophrenia



German Association for Psychiatry,  
Psychotherapy and Psychosomatics (DGPPN)



European Psychiatric Association (EPA)  
and its Section on Schizophrenia



Competence Network  
on Schizophrenia (CNS)



## TABLE OF CONTENT

---

	Page
Welcome Address.....	3
Conference Organisation.....	4
Format Descriptions / CME Credits.....	5
Opening Ceremony and Networking Reception.....	6
Overview Scientific Programme.....	7
<b>Scientific Programme</b>	
Thursday, 24 September.....	10
Friday, 25 September.....	23
Saturday, 26 September.....	40
Conference Information.....	52
Floorplan.....	56
Acknowledgements / Fundings.....	57
Poster Areas.....	58
Index Chairpersons, Authors and Presenters.....	59
Notes.....	62



Dear Colleagues,

According to a recent systematic analysis for the Global Burden of Disease of the World Health Organization (WHO) schizophrenia ranks globally on 11th position among the top 25 causes of global Years Lived with Disability (YLDs) in 2013. Despite advances in pharmacological and psychosocial therapies a large portion of individuals with schizophrenia who require treatment do not receive adequate treatment if any, even in countries with a well-organized health care system. Kohn et al. (2004) identified a treatment gap for mental disorders of more than 50% in Western Europe, for schizophrenia and other psychotic disorders the respective gap was found to be 32,2% worldwide and 17,8% in Western Europe. Reasons range from misallocation of resources, to lacking availability of essential services and/or therapies, missing or not applying guidelines reflecting current state of the art, or "simply" not meeting patients' needs.

In addition to this treatment gap we are confronted with numerous knowledge-gaps, e.g. about the nature and causes of the disorder. We all are aware that schizophrenia is not a single, uniform entity. It is a broad clinical syndrome which is characterised by heterogeneity of its genetic underpinnings, neurodevelopmental trajectories and marked variation in its course and outcome. Further there is also a knowledge gap with regard to effective therapies for certain features of schizophrenia like negative symptoms and cognitive impairments.

Due to this situation it is obvious that there is a need for concerted research efforts to narrow down the „knowledge gap“ and for proactive measures on international scale to close the „treatment gap“. This challenging task is reflected in the motto of the ECSR 2015: "Bridging gaps – improving outcomes."

According to the congress-motto the scientific programme of the 5th ECSR provides a comprehensive overview on recent research projects and developments in schizophrenia treatment. Acknowledged experts, young scientists, and clinicians address different facets of gaps – gaps in mental health policy and financing (availability) but also issues described as utilisation gap (acceptability of care), science-to-service gap (translational gap), or efficacy-effectiveness gap as well as strategies to overcome non-adherence ("pre-scribing-taking gap") just to mention some – in high quality contributions in terms of plenary lectures, pro-con-debates, symposia, oral presentations and poster sessions.

On behalf of the Scientific Committee and the organisers, I cordially welcome you at the 5th European Schizophrenia Research Conference and thank you for your attendance.

Sincerely yours,



Wolfgang Gaebel  
Congress President and President of ESAS

## CONFERENCE ORGANISATION

---

### SCIENTIFIC ORGANISER



[www.esasnet.eu](http://www.esasnet.eu)

### SCIENTIFIC SECRETARIAT

Wolfgang Gaebel, Wolfgang Wölwer,  
Viktoria Toeller  
c/o Department of Psychiatry and Psychotherapy  
Heinrich-Heine-University Düsseldorf

### The ECSR is organised in cooperation with the



World Psychiatric Association  
(WPA) and its Section  
on Schizophrenia



Competence Network on  
Schizophrenia (CNS) and  
its supporting association  
PsychoseNetz e.V.



German Association for  
Psychiatry, Psychotherapy  
and Psychosomatics (DGPPN)



European Psychiatric  
Association (EPA) and its  
Section on Schizophrenia

### PROFESSIONAL CONFERENCE ORGANISER



Hanser & Co GmbH  
Postfach 12 21  
22882 Barsbüttel, Germany  
Phone: +49-40-670 88 20  
Fax: +49-40-670 32 83  
Email: [schizophrenia@cpo-hanser.de](mailto:schizophrenia@cpo-hanser.de)

### SCIENTIFIC PROGRAMME COMMITTEE

Wolfgang Gaebel, Germany  
Silvana Galderisi, Italy  
Joachim Klosterkötter, Germany  
Wolfgang Maier, Germany  
Hans-Jürgen Möller, Germany  
Wulf Rössler, Switzerland  
Werner Strik, Switzerland  
Wolfgang Wölwer, Germany

### ADVISORY PROGRAMME COMMITTEE

George Awad, Canada  
Dinesh Bhugra, UK  
Gerd Buchkremer, Germany  
George Christodoulou, Greece  
Peter Falkai, Germany  
Wagner F. Gattaz, Brazil  
Birte Glenthoj, Denmark  
Philippe Gorwood, France  
Heinz Häfner, Germany  
Cyril Höschl, Czech Republic  
Valery Krasnov, Russia  
Shön Lewis, UK  
Jan Libiger, Czech Republic  
Mario Maj, Italy  
Stephen Marder, USA  
Patrick McGorry, Australia  
Andreas Meyer-Lindenberg, Germany  
Merete Nordentoft, Denmark  
Michael Owen, UK  
Victor Peralta, Spain  
Pedro Ruiz, USA  
Bernard Sabbe, Belgium  
Norman Sartorius, Switzerland  
Frank Schneider, Germany

The scientific programme will comprise the following formats:

### PLENARY LECTURES

Invited lectures of 45 min each, covering current hotspots in schizophrenia research and given by leading European and international experts.

### SYMPOSIA

Pre-arranged or submitted symposia of 90 min each, including four presentations and 15 min time for discussion covering major topics of the conference. Both symposia with a clear scientific focus and those with a clear clinical focus will be included.

### PRO AND CON DEBATES

During the daily 90-minute debates current controversial issues will be introduced and discussed. One moderator and two discussants (pro and con) will raise interactive and lively debates.

### ORAL PRESENTATION SESSIONS

Submitted presentations grouped by topics into thematic oral sessions of 90 min, including six papers each.

### POSTER SESSIONS

Submitted abstracts were grouped by topics into thematic sessions of poster board presentations in guided tours.

### CME ACCREDITATION

The European Accreditation Committee in CNS (EACIC) has granted **22 CME credits** to this congress. Participants requesting CME credits are required to complete the online evaluation form on the EACIC website [www.eacic.eu](http://www.eacic.eu).



Please follow the below steps to receive your CME certificate.

1. Go to the EACIC website [www.eacic.eu](http://www.eacic.eu)
2. Click on the CME logo (in the blue bar on the right hand side of the webpage)
3. Choose the option "I am already registered" or "I am not registered"
4. Log on or register
5. Choose the option 1 "I want to evaluate an accredited event"
6. Choose the event for which you would like to receive CME credits
7. Complete the online evaluation form
8. Press "save"
9. Your CME certificate will be automatically emailed to the address provided

The deadline to complete the evaluation form is **26 November 2015**.

**European Accreditation Committee  
in CNS (EACIC)**

47, avenue Jacques Pastur  
1180 Brussels, Belgium  
[www.eacic.eu](http://www.eacic.eu)

THURSDAY, 24 SEPTEMBER 2015

### Opening Ceremony

09:15 – 10:30

Cambridge, 2nd Floor

#### ► Presidential Address

Professor Wolfgang Gaebel, Düsseldorf, Germany  
Congress President, President of the European Scientific Association  
on Schizophrenia and other Psychoses  
**Bridging gaps – improving outcomes**

#### ► Aretaeus-Award Ceremony – Laureate 2015

### Networking Reception

18:00 – 20:00

Foyer, Ground Floor

At the end of the scientific sessions participants are invited to join the Networking Reception for informal conversation with colleagues in the Foyer of the Dahlem Cube. Finger food and drinks will be provided.



Room Time	Cambridge 2nd Floor	Oxford 2nd Floor	Harvard 1st Floor	Stanford 1st Floor	Princeton 1st Floor	Foyer Ground floor	
09:30 – 10:15	<b>Opening Ceremony</b>					<b>Registration Counter</b> Opening Hours: 08:00 – 18:00	
10:15 – 11:00	<b>PL-01</b> An integrated sociodevelopmental-cognitive model of schizophrenia	<b>Broadcasting of Plenary P-01</b> in room Oxford					
<b>Coffee Break</b>							
11:30 – 13:00	<b>S-01</b> Interventions in people at high risk of psychosis: new results of intervention trials	<b>S-02</b> Models for understanding negative symptoms	<b>S-03</b> What happens in adolescence? Developmental aspects in developing psychosis	<b>S-04</b> Structural and functional effects of ECT in patients with schizophrenic and affective psychoses	<b>S-05</b> Novel technologies to investigate motor behavior in psychiatric disorders		
<b>Lunch Break</b>							
13:00 – 14:30	<b>13:30 – 14:30 ▶ Guided Poster Sessions</b> ↻ Event Area, Ground Floor: P-02, P-04, P-05 ↻ Foyer, 2nd Floor: P-01 ↻ Sorbonne 2, 2nd Floor: P-03						
14:30 – 16:00	<b>D-01</b> Early medication discontinuation in first-episode schizophrenia – beneficial or risky?	<b>S-06</b> The single symptom approach: understanding and treating auditory verbal hallucinations and formal thought disorders	<b>S-07</b> Patient perspectives, quality of life and affective symptoms in the early treated course of psychotic disorders	<b>S-08</b> Multimodal imaging of the psychosis high-risk state	<b>O-02</b> Neuroimaging		
<b>Coffee Break</b>							
16:30 – 18:00	<b>S-09</b> New findings about what dopamine does in the prefrontal cortex: relevance to schizophrenia	<b>S-10</b> Autoimmune encephalitis and mild encephalitis – from epidemiology to clinic	<b>S-11</b> Social cognition in schizophrenia and beyond	<b>S-12</b> Predictive coding and sensory disturbances in schizophrenia: from mice to men	<b>O-01</b> Early detection and intervention		
18:00 – 20:00	<b>Networking Reception</b> Foyer Area, Ground Floor						

PL-Plenary Lecture	D-Debate	S-Symposium	O-Oral Presentation	P-Poster
--------------------	----------	-------------	---------------------	----------

Room Time	Cambridge 2nd Floor	Oxford 2nd Floor	Harvard 1st Floor	Stanford 1st Floor	Princeton 1st Floor	Foyer Ground floor	
08:30 – 10:00	<b>S-13</b> Neuroimaging approaches to understanding negative symptoms	<b>S-14</b> Modulating neural plasticity for the treatment of schizophrenia	<b>S-15</b> Depressive episodes in the course of schizophrenia-spectrum disorders: clinical challenges, therapeutic strategies	<b>S-16</b> Clozapine: the art of prescribing	<b>S-17</b> Bridging animal-human NMDAR models of schizophrenia through EEG biomarkers in behaving rodents and humans	<b>Registration Counter</b> Opening Hours: 08:00 – 18:30	
<b>Coffee Break</b>							
10:30 – 12:00	<b>S-18</b> Impact of negative symptoms on schizophrenia functional outcome	<b>S-19</b> Verbal and non-verbal communication deficits in schizophrenia	<b>S-20</b> Psychological treatments for posttraumatic stress disorder in psychosis: feasibility, safety and efficacy	<b>D-02</b> Should "schizophrenia" be renamed?	<b>S-21</b> Neuroinflammation and infection in schizophrenia		
12:15 – 13:00	<b>PL-02</b> Perspectives of drug development for the treatment of schizophrenia	<b>Broadcasting of Plenary P-02</b> in room Oxford					
<b>Lunch Break</b>							
13:00 – 14:30	<b>13:30 – 14:30 ▶ Guided Poster Sessions</b> ↻ Event Area, Ground Floor: P-06, P-09, P-10 ↻ Foyer, 2nd Floor: P-07 ↻ Sorbonne 2, 2nd Floor: P-08						
14:30 – 16:00	<b>S-22</b> Symptom dimensions and their clinical implication in schizophrenia	<b>S-23</b> Lifespan development of schizophrenia and how the treatments improve it	<b>S-24</b> Improving outcomes: factors influencing help seeking behavior, duration of untreated psychosis and treatment outcome...	<b>S-25</b> Detecting psychosis proneness: schizotypy and clinical high risk	<b>S-26</b> Disturbed connectivity in schizophrenia: from dysfunctional white matter tracts to molecular findings		
<b>Coffee Break</b>							
16:30 – 18:00	<b>S-27</b> The role of psychotherapy in the treatment of schizophrenia	<b>S-28</b> Assessment of negative symptoms: challenges and recent developments	<b>S-29</b> Paranoia as a symptom dimension in schizophrenia	<b>S-30</b> Predicting Psychosis – Methodological concepts and first findings of the 'PRONIA' project	<b>O-03</b> Drug treatment		
<b>Break</b>							
18:15 – 19:45		<b>S-31</b> Avolition and asociality: bridging gaps between animal and human research	<b>S-32</b> Social cognition in schizophrenia – new task developments and establishing paradigms	<b>S-33</b> Schizophrenia as neurodevelopmental disorder and effects of antipsychotic treatment: new insights from animal models	<b>O-04</b> Comorbidity		



Room Time	Cambridge 2nd Floor	Oxford 2nd Floor	Harvard 1st Floor	Stanford 1st Floor	Princeton 1st Floor	Foyer Ground floor
08:30 – 10:00	<b>S-34</b> Gaps in knowledge around and implementation of early intervention for psychosis: setting an agenda for the future	<b>S-35</b> Clinical and biological impact of exercise interventions in schizophrenia	<b>O-05</b> Alternative treatment approaches	<b>S-37</b> The neurobiology of language related symptoms in schizophrenia	<b>S-38</b> Computational approaches to schizophrenia	<b>Registration Counter</b> Opening Hours: 08:00 – 16:00
<b>Coffee Break</b>						
10:30 – 12:00	<b>S-39</b> Epidemiological and clinical aspects of psychosis risk syndromes and psychotic experiences in children, adolescents and adults	<b>S-40</b> Current state and perspectives of policies for schizophrenia care	<b>S-41</b> Evidence for brain stimulation methods in schizophrenia	<b>S-42</b> Dopamine and learning dysfunction in schizophrenia	<b>O-06</b> Psychosocial treatment	
12:15 – 13:00	<b>PL-03</b> Predictors and mechanisms of conversion to psychosis	<b>Broadcasting of Plenary P-03</b> in room Oxford				
<b>Lunch Break</b>						
13:00 – 14:30	<b>13:30 – 14:30 ▶ Guided Poster Sessions</b> ↻ Event Area, Ground Floor: P-12, P-14, P-15 ↻ Foyer, 2nd Floor: P-11 ↻ Sorbonne 2, 2nd Floor: P-13					
14:30 – 16:00		<b>S-43</b> Cycloid psychoses and chronic schizophrenia: clinical profiles and the role of CNVs	<b>S-44</b> Bridging the gap between treatment engagement and treatment outcomes	<b>S-45</b> Abnormalities of motor function in neuropsychiatric disorders: a transdiagnostic approach	<b>O-07</b> Neuropsychology	

PL-Plenary Lecture	D-Debate	S-Symposium	O-Oral Presentation	P-Poster
--------------------	----------	-------------	---------------------	----------

**PL-01** **PLENARY LECTURES**

10:15 – 11:00 **B** Cambridge, 2nd Floor

**An integrated sociodevelopmental-cognitive model of schizophrenia**

*Chair: W. Gaebel, Düsseldorf, Germany*

**PL-01-001**

**An integrated sociodevelopmental-cognitive model of schizophrenia**

*O. Howes, London, United Kingdom*

**B** *Broadcasting of Plenary Lecture in room Oxford*

**S-01** **SYMPOSIA**

11:30 – 13:00 Cambridge, 2nd Floor

**Interventions in people at high risk of psychosis: new results of intervention trials**

*Chairs: A. Bechdolf, Berlin, Germany  
M. van der Gaag, Oegstgeest, The Netherlands*

**S-01-001**

**A randomised controlled trial of CBT for young people at risk for psychosis: the Detection and Evaluation of Psychological Therapy (DEPT<sub>H</sub>) trial**

*H. J. Stain, Durham, United Kingdom  
S. Bucci, A. Baker, V. Carr, R. Emsley, S. Halpin, T. Lewin, U. Schall, V. Clarke, K. Crittenden, M. Startup*

**S-01-002**

**Cost-effectiveness of preventing psychosis in the Dutch Early Detection and Intervention Evaluation trial (EDIE-NL) and the profiling of ultrahigh risk patients into risk classes**

*H. K. Ising, The Hague, The Netherlands  
F. Smit, S. Ruhrmann, W. Veling, J. Rietdijk, S. Dragt, R. Klaassen, N. Savelsberg, N. Burger, N. Boonstra, D. Nleman, D. Linszen, L. Wunderink, M. van der Gaag*

**S-01-003**

**The four-year follow-up of the EDIE-NL trial**

*M. van der Gaag, Oegstgeest, The Netherlands  
H. K. Ising, N. S. P. Savelsberg, N. A. F. M. Burger, M. Willebrands-Mendrik, J. Rietdijk, S. Dragt, R. M. C. Klaassen, N. Boonstra, D. H. Nieman, D. H. Linszen, L. Wunderink*

**S-01-004**

**Predictors of treatment response to psychosocial interventions in people at risk**

*A. Bechdolf, Berlin, Germany  
H. Wessels, M. Wagner, K. Kuhr, J. Berning, V. Pützfeld, B. Janssen, R. Bottlender, K. Maurer, H.-J. Möller, W. Gaebel, H. Häfner, W. Maier, J. Klosterkötter*

S-02	SYMPOSIA
11:30 – 13:00	Oxford, 2nd Floor
<b>Models for understanding negative symptoms</b>	
<i>Chairs: S. Kaiser, Zurich, Switzerland</i>	
<i>T. Lincoln, Hamburg, Germany</i>	

**S-02-001**

Effect of different models on negative symptom prevalence

*J. P. Lyne, Dublin, Ireland*

*M. Clarke*

**S-02-002**

What impairs social interaction in patients with negative symptoms? Interpersonal consequences of blunted facial expressiveness

*M. Riehle, Hamburg, Germany*

*T. M. Lincoln*

**S-02-003**

Negative symptoms as dysfunctional decision-making

*S. Kaiser, Zurich, Switzerland*

**S-02-004**

Neurobiological correlates of reward learning and cognitive deficits – relevance for negative symptoms

*F. Schlagenhauf, Berlin, Germany*

S-03	SYMPOSIA
11:30 – 13:00	Harvard, 1st Floor
<b>What happens in adolescence? Developmental aspects in developing psychosis</b>	
<i>Chairs: F. Schultze-Lutter, Bern, Switzerland</i>	
<i>P. Uhlhaas, Glasgow, United Kingdom</i>	

**S-03-001**

Impact of age on the prevalence and clinical significance of risk symptoms in 8- to 40-year-olds of the general population

*F. Schultze-Lutter, Bern, Switzerland*

*C. Michel, B. G. Schimmelmann*

**S-03-002**

Adolescent brain development and the onset of psychosis

*S. Wood, Birmingham, United Kingdom*

**S-03-003**

Development of neural oscillations during adolescence: relevance of the development and early detection of psychosis?

*P. Uhlhaas, Glasgow, United Kingdom*

**S-03-004**

Developing psychosis: a mentalization-based perspective

*M. Debbané, Geneva, Switzerland*

**S-04 SYMPOSIA**

11:30 – 13:00 Stanford, 1st Floor

**Structural and functional effects of ECT in patients with schizophrenic and affective psychoses**

*Chairs: C. Wolf, Homburg, Germany  
P. Thomann, Heidelberg, Germany*

**S-04-001**

**Effects of ECT on cerebral blood flow and metabolism: a focus on invasive neuroimaging techniques**

*M. Depping, Heidelberg, Germany*

**S-04-002**

**ECT-related effects on brain volume in patients with schizophrenia**

*P. Thomann, Heidelberg, Germany  
R. C. Wolf, H. Nolte, D. Hirjak, S. Hofer, M. Depping,  
U. Seidl, B. Stieltjes, K. Maier-Hein, T. Wüstenberg*

**S-04-003**

**Does ECT modulate specific brain regions or neural systems?**

*C. Wolf, Homburg, Germany*

**S-04-004**

**ECT-related effects on brain resting-state functional connectivity in patients with schizophrenia**

*T. Wüstenberg, Berlin, Germany  
R. C. Wolf, H. M. Nolte, P. A. Thomann*

**S-05 SYMPOSIA**

11:30 – 13:00 Princeton, 1st Floor

**Novel technologies to investigate motor behavior in psychiatric disorders**

*Chairs: P. van Harten, Maastricht,  
The Netherlands  
S. Walther, Bern, Switzerland*

**S-05-001**

**Novel instrumental devices measuring movement disorders in psychiatry**

*P. van Harten, Maastricht, The Netherlands  
T. Mentzel, R. Lieveise, H. Daanen*

**S-05-002**

**Video-based quantification of body movement indicates negative symptoms – a replication**

*Z. Kupper, Bern, Switzerland  
F. Ramseyer, M. Drozynski, H. Hoffmann, W. Tschacher*

**S-05-003**

**Association between instrumental measurements of dyskinesia and schizotypy in subjects with auditory verbal hallucinations and healthy controls**

*A. Willems, Amersfoort, The Netherlands  
I. Sommer, D. Tenback, J. Koning, P. van Harten*

**S-05-004**

**Actigraphy movement patterns indicate psychopathological dimensions in schizophrenia**

*S. Walther, Bern, Switzerland*

**P-01 POSTER SESSIONS**

**13:30 – 14:30** Foyer, 2nd Floor

**Epidemiology and health services research**

Chair: *I. Melle, Oslo, Norway*

**P-01-001**

**Ageing in schizophrenia: a systematic review**

*M. Isohanni, Oulu, Finland*

*I. Isohanni*

**P-01-002**

**Prevalence of clinical high risk states of psychosis in the Swiss general population between 16 and 40 years**

*C. Michel, Bern, Switzerland*

*B. G. Schimmelmann, F. Schultze-Lutter*

**P-01-003**

**The financial crisis in Greece and the impact on psychiatric patients**

*E. Neroutsos, Magoula Elefsina, Greece*

*M. Fiste, S. Foteli, E. Kontomina, E. Bisbiki, A. Zachariadis*

**P-01-004**

**Prevalence, employment rate and cost of schizophrenia in a high income welfare society: a population-based study using comprehensive welfare and healthcare registers**

*S. Evensen, Oslo, Norway*

*T. Wisløff, H. Bull, J. Lystad, T. Ueland, E. Falkum*

**P-01-005**

**High school dropout rate in patients with schizophrenia spectrum disorders**

*E. Ullevoldsæter, Oslo, Norway*

*M. Aas, I. Melle*

**P-01-006**

**The Moray psychosis survey: prevalence, demographics and treatment characteristics in a rural cohort of patients diagnosed with schizophrenia**

*A. Macbeth, Edinburgh, United Kingdom*

*H. Greaves, T. Hacker*

**P-01-007**

**Why using gender-sensitive methods in schizophrenia research is vital**

*A. Levinsson, Gothenburg, Sweden*

**P-01-008**

**Day-hospital: comprehensive treatment for psychosis**

*L. Mata Iturralde, Madrid, Spain*

*L. Rodriguez Blanco, A. Vian, R. Álvarez, S. Ovejero,*

*M. Iza, S. Sánchez, L. Muñoz Lorenzo*

**P-01-009**

**Factors related to long-term hospitalization of patients with chronic schizophrenia in Korea**

*Y. Chung, Yangsan, Republic of Korea*

*O.-J. Jang, B.-D. Lee*

**P-01-010**

**Risk factors for tremor in a population of patients with severe mental illness: an 18-year prospective study in a geographically representative sample The Curacao Extrapyramidal Syndromes study XI**

*C. Mentzel, Amersfoort, The Netherlands*

*R. Bakker, J. van Os, M. Drukker, M. van den Oever,*

*G. Matroos, H. Hoek, M. Tijssen, P. van Harten*

**P-01-011**

**Prevalence and clinical differences between cannabis and non-cannabis users in a sample of subjects at risk for developing psychosis**

*M. Pardo Gallego, Barcelona, Spain*

*J. Tor, D. Muñoz, M. Rodriguez, E. De la Serna, G. Suv-*

*granyes, I. Baeza, M. Dolz*

**P-02**

**POSTER SESSIONS**

13:30 – 14:30 Event Area, Ground Floor

**Diagnosis and classification**

Chair: *V. Larach, Santiago, Chile*

**P-02-001**

**Subtyping schizophrenia: a comparison of positive/negative and system-specific approaches**

*M. Jäger, Günzburg, Germany*

*L. Fabian*

**P-02-002**

**Which symptom dimensions of schizophrenia are predictors of clinical and demographic variables?**

*M. Bajouco, Coimbra, Portugal*

*A. T. Pereira, C. Roque, V. Nogueira, M. J. Soares,*

*J. Valente, N. Madeira, L. A. Oliveira, C. Pata, P. Michele,*

*A. Ferreira de Macedo*

**P-02-003**

**Insight, depression and compliance in schizophrenia**

*G. Hamdi, Manouba, Tunisia*

*H. Ben Ammar*

**P-02-004**

**How to measure negative symptoms? A review of observer-rated and self-report instruments and challenges for future research**

*K. Burckhardt, Hamburg, Germany*

*M. Engel, T. Lincoln*

**P-02-005**

**The acceptance and action scale for delusions: development and preliminary results**

*M. J. Martins, Coimbra, Portugal*

*P. Castilho, C. Carvalho, A. T. Pereira, A. Macedo*

**P-02-006**

**The Bern Psychopathology Scale: comparison of symptom dimensions in patients with schizophrenia and major depressive disorder**

*S. Steinau, Bern, Switzerland*

*K. Stegmayer, H. Horn, N. Razavi, W. Strik, S. Walther*

**P-02-007**

**Can basic symptoms be reliably assessed in a self-rating questionnaire?**

*C. Michel, Bern, Switzerland*

*B. G. Schimmelmann, F. Schultze-Lutter*

**P-02-008**

**Movement disorders in psychiatry: novel instrumental devices**

*T. Mentzel, Amersfoort, The Netherlands*

*R. Lieverse, H. Daanen, P. van Harten*

**P-02-009**

**Twin brothers with a shared delusional disorder**

*C. Bonadio, São Paulo, Brazil*

*L. Campagnaro, E. Calfat, V. Otani*

**P-02-010**

**The importance of a causative underlying medical condition**

*E. Neroutsos, Magoula Elefsina, Greece*

*S. Foteli, A. Zachariadis, M. Fiste*

**P-02-012**

**Differential relationships of the two subdomains of negative symptoms in chronically ill psychotic patients**

*R. Bruggeman, Groningen, The Netherlands*

*A. Stiekema, E. Liemburg, L. van der Meer, S. Castelein,*

*R. Stewart, J. van Weeghel, A. Aleman*

**P-03 POSTER SESSIONS**

13:30 – 14:30 Sorbonne 2, 2nd Floor

**Drug and somatic treatment I**

Chair: *M. Isohanni, Oulu, Finland*

**P-03-001**

**Venous compared to capillary blood sampling with a point-of-care device in clozapine treatment: patients' preferences**

*J. Bogers, Oegstgeest, The Netherlands  
D. Cohen*

**P-03-002**

**Glycopyrronium bromide for clozapine induced nocturnal drooling in patients with a psychiatric disorder: a randomized, cross-over, double-blind placebo controlled trial (QUITSPIT-study)**

*P. Schulte, Alkmaar, The Netherlands  
J. Colen-de Koning, W.-H. Man, I. Wiltling, H. Doode-  
man, W. Cahn, R. Heerdink, T. Egberts, I. van Haelst*

**P-03-003**

**Use of paliperidone in acute psychoses**

*S. Ovejero Garcia, Madrid, Spain  
L. Mata, R. Alvarez, M. Iza, S. Sanchez-Alonso*

**P-03-004**

**Use of paliperidone palmitate in acute inpatients**

*S. Ovejero Garcia, Madrid, Spain  
M. Iza, R. Alvarez, L. Mata, S. Sanchez-Alonso*

**P-03-005**

**Percentage of use of biperiden in clinically stable patients treated with paliperidone**

*S. Sánchez Alonso, Madrid, Spain  
S. Ovejero, L. Mata, R. Álvarez, M. Iza*

**P-03-007**

**Continuation rates in patients treated with paliperidone palmitate**

*S. Sánchez Alonso, Madrid, Spain  
S. Ovejero, L. Mata, M. Iza, R. Álvarez*

**P-03-008**

**Evaluation of the use of long-acting injectable antipsychotics in an inpatient psychiatric unit**

*L. García González, Oviedo, Spain  
C. Rodríguez Mercado, S. Bestene Medina, A. González  
Fernández, M. Jalón Urbina, L. Pérez Gómez*

**P-03-009**

**Trends in the antipsychotic treatment of psychiatric outpatients**

*R. Alvarez Garcia, Mostoles Madrid, Spain  
L. Mata Iturralde, S. Sanchez Alonso, S. Ovejero Gar-  
cia, M. Iza Cia, L. Muñoz Lorenzo, P. Puras Rico, M.  
Agudo Urbanos, J. J. Carballo Belloso, E. Baca Garcia*

**P-03-010**

**Evidence of role of dopamine supersensitivity psychosis in treatment-resistant schizophrenia: an analysis of multi-factors predicting long-term prognosis**

*H. Yamanaka, Chiba, Japan  
N. Kanahara, T. Suzuki, M. Takase, T. Moriyama,  
H. Watanabe, T. Hirata, M. Asano, M. Iyo*

**P-03-011**

**Glucose-6-phosphate dehydrogenase activity as a biomarker of negative metabolic outcome in schizophrenic patients after treatment with traditional antipsychotics**

*M. Uzbekov, Moscow, Russia  
S. Ivanova, L. Smirnova, N. Bokhan, A. Semke*

**P-03-012**

**Social adjustment in the outpatients treated with long-acting antipsychotics**

*M. C. Pirlog, Bucharest, Romania  
A. L. Chirita, M. Mutica*

**P-04**

**POSTER SESSIONS**

**13:30 – 14:30**      Event Area, Ground Floor

**Neuropsychology I**

*Chair: S. Walther, Bern, Switzerland*

**P-04-001**

**Cognitive functions in a large sample of patients with schizophrenia and first degree relatives**

*M. Chieffi, Naples, Italy*

*S. Galderisi, A. Mucci, A. Rossi, P. Rocca, A. Bertolino, M. Mai*

**P-04-002**

**Social cognition in offspring schizophrenia and bipolar disorder**

*C. A. Jerlang Christiani, Gentofte, Denmark*

*J. R. Møllegaard Jepsen, A. Thorup, N. Hemager, B. Klee Burton, D. Ellersgaard, K. S. Spang, A. Greve, O. Mors, K. Plessen, M. Nordentoft*

**P-04-003**

**Emotional intelligence in schizophrenia patients, first-degree relatives and healthy controls. A study with the Mayer-Salovey-Caruso Emotional Intelligence Test (MSCEIT)**

*À. Albacete, L'Hospitalet de Llobregat, Spain*

*F. Contreras, N. Custal, J. M. Menchón*

**P-04-004**

**The relationship of two social cognition concepts as measured by Thematic Apperception Test in paranoid schizophrenia**

*K. Hosakova, Olomouc, Czech Republic*

*M. Lecbych*

**P-04-005**

**Theory of mind in females with schizophrenia compared to females with borderline personality disorder**

*A. Vaskinn, Oslo, Norway*

*B. T. Antonsen, R. A. Fretland, K. Sundet, T. Wilberg*

**P-04-006**

**Counterfactual thinking is impaired in non-psychotic first-degree relatives of schizophrenia patients**

*À. Albacete, L'Hospitalet de Llobregat, Spain*

*F. Contreras Fernandez, C. Bosque, J. M. Menchón*

**P-04-007**

**Context dependent differences in learning between patients with depressive episode and schizophrenia**

*O. Listunova, Heidelberg, Germany*

*M. Bartolovic, M. Weisbrod, D. Roesch-Ely*

**P-04-008**

**Schizophrenia patients show abnormal serial position effects in a working memory visual motion task**

*M. Stäblein, Frankfurt am Main, Germany*

*L. Sieprath, C. Knöchel, A. Landertinger, C. Schmied, D. Ghinea, J. Mayer, R. Bittner, A. Reif, V. Oertel-Knöchel*

**P-04-009**

**Semantic priming in schizophrenia: the effect of associative strength**

*J. C. Ruiz, Valencia, Spain*

*C. Dasí, M. J. Soler, P. Tomás, I. Fuentes*

**P-04-010**

**Cognitive impairment in children and adolescents at high risk for psychosis**

*J. Tor, Barcelona, Spain*

*M. Dolz, A. Sintes, O. Puig, C. Espelt, M. Pardo, M. Rodriguez, D. Muñoz, E. De la Serna, I. Baeza*

**P-04-011**

**Cognitive deficit in female patients with chronic schizophrenia**

*M. Mutica, Galati, Romania*

*M. C. Pirlog, I. Marinescu, D. Marinescu*

**P-04-013**

**Factors affecting the structure of cognitive deficit in patients with schizophrenia**

*M. Dorofeikova, St. Petersburg, Russia*

*N. Petrova*



**P-05 POSTER SESSIONS**

**13:30 – 14:30** Event Area, Ground Floor

**Genes and gene-environment interaction**

*Chair: H. Ehrenreich, Göttingen, Germany*

**P-05-001**

**Exome-sequencing in severely affected patients with schizophrenia**

*F. Degenhardt, Bonn, Germany  
L. Winkler, F. Neukirch, J. Strohmaier, K. U. Ludwig,  
F. Schroeder, M. Lang, S. H. Witt, H. Thiele, M. Rietschel,  
M. Nöthen*

**P-05-002**

**Using genome-wide association studies to investigate genetic overlap between personality traits and schizophrenia and bipolar disorder**

*O. B. Smeland, Oslo, Norway  
M.-T. Lo, A. Witoelar, M. T. Tesli, D. A. Hinds, Y. Hu,  
J. Y. Tung, S. Djurovic, A. M. Dale, C.-H. Chen, O. A.  
Andreassen*

**P-05-003**

**Adverse childhood experiences, COMT and BDNF genes: an examination of gene-environment interplay on psychosis proneness**

*P. Cristóbal-Narváez, Barcelona, Spain  
T. Sheinbaum, A. Rosa, S. Ballesepí, M. Mitjavila, M. de  
Castró-Català, T. R. Kwapił, N. Barrantes-Vidal*

**P-05-004**

**Effects of the T-786C, G894T, and C774T polymorphisms of the endothelial nitric oxide synthase gene on the risk of schizophrenia in Russian subjects**

*N. Fattakhov, Tomsk, Russia  
L. Smirnova, D. Parshukova, D. Kulikov, L. Litvinova,  
A. Semke, S. Ivanova*

**P-05-005**

**Moderating effect of the candidate gene p250GAP in the association between childhood trauma and psychosis liability**

*E. Peña, Barcelona, Spain  
N. Barrantes-Vidal, M. de Castro-Catala, T. R. Kwapił,  
T. Sheinbaum, P. Cristóbal-Narváez, A. Rosa*

**P-05-006**

**The FKBP5 and its moderating role on the psychosis-inducing effects of childhood trauma: new evidences from GxE studies**

*M. de Castro-Catala, Barcelona, Spain  
N. Barrantes-Vidal, E. Peña, T. Sheinbaum, P. Cristóbal-  
Narváez, T. R. Kwapił, A. Rosa*

**P-05-007**

**Genetic association of dopamine D2 receptor gene polymorphisms and dopamine supersensitivity psychosis**

*M. Takase, Chiba, Japan  
N. Kanahara, Y. Oda, H. Watanabe, M. Iyo*

**P-05-008**

**Telomere length in blood cells is related to the chronicity, severity and recurrence rate of schizophrenia**

*T. Pawelczyk, Lodz, Poland  
B. Szymanska, M. Grancow, M. Kotlicka-Antczak,  
A. Pawelczyk*

**P-05-009**

**The possible role of let-7, mir-98 and mir-181 as biomarkers for the low cancer risk in schizophrenic patients**

*E. Rizas, Filothei Athens, Greece  
N. Siafakas, V. Salpeas, E. Katsantoni, C. Papageorgiou,  
V. Zoumpourlis*

**P-05-010**

**Recurrent psychoses and atypical antipsychotics in 22q11.2 microdeletion syndrome**

*W. Verhoeven, Venray, The Netherlands  
J. Egger*

**P-05-012**

**Replicative association analysis of 45 SNPs in Kazakh patients with schizophrenia**

*A. Bocharova, Tomsk, Russia  
A. Marusin, K. Saduakasova, G. Svyatova, G. Berezina,  
V. Stepanov*

**D-01 PRO AND CON DEBATES**

14:30 – 16:00 Cambridge, 2nd Floor

**Early medication discontinuation in first-episode schizophrenia – beneficial or risky?**

*Chair: D. Addington, Calgary, Canada*

**D-01-001**

**Pro-position**

*L. Wunderink, Groningen, The Netherlands*

**D-01-002**

**Sound evidence for high risk of relapse in general with illness progression in some patients**

*W. Gaebel, Düsseldorf, Germany*

**S-06 SYMPOSIA**

14:30 – 16:00 Oxford, 2nd Floor

**The single symptom approach: understanding and treating auditory verbal hallucinations and formal thought disorders**

*Chairs: C. Mulert, Hamburg, Germany  
J. Gallinat, Hamburg, Germany*

**S-06-001**

**Auditory hallucinations and ego-disturbances: imaging of dysfunctional brain networks**

*J. Gallinat, Hamburg, Germany*

**S-06-002**

**The neurobiology of auditory hallucinations: a single symptom approach to schizophrenia**

*K. Hugdahl, Bergen, Norway*

**S-06-003**

**Connectivity disturbances in the language system as target for the treatment of auditory hallucinations with tACS**

*C. Mulert, Hamburg, Germany*

**S-06-004**

**Non-invasive brain stimulation for the treatment of auditory hallucinations: neurobiological and clinical aspects**

*W. Strik, Bern, Switzerland  
P. Homann, J. Kindler, A. Federspiel, D. Hubl, T. Dierks*

**S-07 SYMPOSIA**

14:30 – 16:00 Harvard, 1st Floor

**Patient perspectives, quality of life and affective symptoms in the early treated course of psychotic disorders**

*Chairs: I. Melle, Oslo, Norway  
J. I. Rössberg, Norway*

**S-07-001**

**Long duration of untreated psychosis – is it partly a design problem?**

*K. L. Romm, Oslo, Norway*

*L.-C. Berentzen, K. Gjermundsen, I. Melle, J. I. Rössberg*

**S-07-002**

**Early clinical recovery in first-episode psychosis: correlates of symptomatic remission at one-year follow-up**

*C. Simonsen, Oslo, Norway*

*A. Faerden, T. Ueland, T. Bjella, K. Romm, A. Berg, K. Sundet, O. Andreassen, I. Melle*

**S-07-003**

**Social anxiety and subjective quality of life in first episode psychosis – a one year follow up study**

*E. S. Gardsjord, Oslo, Norway*

*K. L. Romm, I. Melle, J. I. Rössberg*

**S-07-004**

**Childhood trauma is associated with slower improvement of symptoms: findings from the one-year follow-up of patients with first-episode psychosis**

*M. Aas, Oslo, Norway*

*O. Andreassen, I. Melle*

**S-08 SYMPOSIA**

**14:30 – 16:00** **Stanford, 1st Floor**

**Multimodal imaging of the psychosis high-risk state**

*Chairs: S. Borgwardt, Basel, Switzerland  
P. Allen, London, United Kingdom*

**S-08-001**

**Diffusion tensor imaging changes in emerging psychosis**

*A. Schmidt, London, United Kingdom*

**S-08-002**

**Functional connectivity patterns in the pre-psychotic state**

*D. Wotruba, Zurich, Switzerland  
R. Buechler, A. Theodoridou, S. Kollias, W. Roessler, K. Heekeren, L. Michels*

**S-08-003**

**Positron emission tomography imaging in subjects at high risk of psychosis**

*P. Allen, London, United Kingdom*

**S-08-004**

**Imaging-supported identification of molecular pathways related to psychosis**

*A. Papassotiropoulos, Basel, Switzerland*

**O-02 ORAL PRESENTATIONS**

**14:30 – 16:00** **Princeton, 1st Floor**

**Neuroimaging**

*Chair: A. Aleman, Groningen, The Netherlands*

**O-02-001**

**Mapping depression in schizophrenia: an fMRI study**

*V. Kumari, London, United Kingdom  
E. Peters, A. Guinn, D. Fannon, T. Russell, A. Sumich,  
E. Kuipers, S. Williams, D. Ffytche*

**O-02-002**

**Structural and functional brain correlates of at-risk mental state**

*U. Schall, Callaghan, Australia*

**O-02-003**

**Altered theory of mind network activity as an intermediate phenotype of schizophrenia: evidence from healthy relatives and genome-wide supported candidate genes**

*S. Mohnke, Berlin, Germany  
S. Erk, S. Ripke, N. Romanczuk-Seiferth, C. Wackerhagen, F. Degenhardt, S. Witt, H. Tost, A. Heinz,  
A. Meyer-Lindenberg, H. Walter*

**O-02-004**

**Aberrant salience and self-relevance processing across the psychosis continuum**

*T. Katthagen, Berlin, Germany  
A. Pankow, L. Deserno, F. Dammering, H. Walter,  
N. Kathmann, A. Heinz, F. Schlagenhauf*

**O-02-005**

**Neural correlates of predictive motor timing deficits in schizophrenia**

*T. Kasperek, Brno, Czech Republic  
J. Losak, J. Huttlova, J. Zubor, P. Lipova, J. Vanicek,  
M. Bares*

**O-02-006**

**Dynamic internetwork connectivity during working memory: relationships to task performance and dopamine release capacity in healthy controls and unmedicated schizophrenia patients**

*C. Cassidy, New York, USA  
J. Van Snellenberg, M. Slifstein, Z. Wang, C. Benavides,  
A. Abi-Dargham, G. Horga*

**S-09** **SYMPOSIA**

16:30 – 18:00 Cambridge, 2nd Floor

**New findings about what dopamine does in the prefrontal cortex: relevance to schizophrenia**

*Chairs: B. Moghaddam, Pittsburgh, USA  
A. Abi-Dargham, New York, USA*

**S-09-001**

Could the prefrontal dopaminergic system contribute to the anomalies of parvalbumin interneurons and high-frequency oscillations in schizophrenia patients?

*P. Steullet, Lausanne, Switzerland*

**S-09-002**

Prefrontal Cortical Cannabinoid Regulation of the Mesolimbic Dopamine System: Implications for Emotional Dysregulation in Schizophrenia

*S. Laviolette, London, Ontario, Canada*

**S-09-003**

A novel role for dopamine regulation of cortical information processing

*B. Moghaddam, Pittsburgh, USA*

**S-09-004**

Dopamine neurotransmission in schizophrenia: new findings from combined PET and fMRI studies

*A. Abi-Dargham, New York, USA*

**S-10** **SYMPOSIA**

16:30 – 18:00 Oxford, 2nd Floor

**Autoimmune encephalitis and mild encephalitis – from epidemiology to clinic**

*Chairs: K. Bechter, Günzburg, Germany  
S. Najjar, Hempstead, USA*

**S-10-001**

Epidemiological relationships between infections, autoimmune diseases and severe mental illness

*M. Benros, Copenhagen, Denmark*

**S-10-002**

Autoimmune encephalitis presenting with primary psychiatric syndromes

*S. Najjar, Hempstead, USA*

**S-10-003**

Neuropsychiatric syndrome relevance of circulating autoantibodies against brain epitopes depends on blood-brain-barrier integrity

*H. Ehrenreich, Göttingen, Germany  
E. Castillo-Gomez*

**S-10-004**

Frequent minor CSF pathologies in schizophrenia support the mild encephalitis hypothesis

*K. Bechter, Günzburg, Germany*

S-11	SYMPOSIA
16:30 – 18:00	Harvard, 1st Floor
<b>Social cognition in schizophrenia and beyond</b>	
<i>Chairs: G. Lahera, Madrid, Spain</i>	
<i>W. Wölwer, Düsseldorf, Germany</i>	

**S-11-001**

**Social cognitive biases in psychosis and borderline personality disorders**

*M. González-Torres, Bilbao, Spain*  
*A. Catalán, M. Gonzalez de Artaza*

**S-11-002**

**Social cognitive impairments in schizophrenia and bipolar disorder**

*G. Lahera, Madrid, Spain*

**S-11-003**

**Metacognition in psychosis: concepts and results**

*G. Salvatore, Rome, Italy*  
*L. Buonocore, D. Catania, G. Dimaggio, A. M. Ferrigno,*  
*P. Lysaker, P. Ottavi, N. Manfredi, A. Pallotta, R. Popolo,*  
*M. G. Proto, A. Sateriale, M. Serio*

**S-11-004**

**Social cognitive treatment: impact on social cognition and functional outcome**

*W. Wölwer, Düsseldorf, Germany*

S-12	SYMPOSIA
16:30 – 18:00	Stanford, 1st Floor
<b>Predictive coding and sensory disturbances in schizophrenia: from mice to men</b>	
<i>Chairs: P. Uhlhaas, Glasgow, United Kingdom</i>	
<i>P. Sterzer, Berlin, Germany</i>	

**S-12-001**

**Translational Neuromodeling**

*K. E. Stephan, Zurich, Switzerland*

**S-12-002**

**A hierarchical predictive-coding account for the formation and persistence of delusions**

*P. Sterzer, Berlin, Germany*  
*K. Schmack*

**S-12-003**

**Sensory predictions in schizophrenia: perspectives from MEG**

*P. Uhlhaas, Glasgow, United Kingdom*

**S-12-004**

**Sensory prediction in animal models of schizophrenia**

*T. Sigurdsson, Frankfurt, Germany*

**O-01 ORAL PRESENTATIONS**

**16:30 – 18:00 Princeton, 1st Floor**

**Early detection and intervention**

*Chair: S. Singh, Coventry, United Kingdom*

**O-01-001**

**The European Psychiatric Association's (EPA) guidance on the early detection of clinical high risk states of psychoses**

*F. Schultze-Lutter, Bern, Switzerland*

*a. b. of the EPA guidance group on early detection*

**O-01-002**

**Risk of psychotic disorder in offspring of parents with schizophrenia: a meta-analysis**

*A. Macbeth, Edinburgh, United Kingdom*

*A. Gumley, S. Harder, S. O'Flaherty*

**O-01-003**

**Prevalence of psychosis-risk criteria and symptoms in an inpatient and general population sample of children and adolescents**

*C. Michel, Bern, Switzerland*

*B. G. Schimmelmann, F. Schultze-Lutter*

**O-01-004**

**The European Psychiatric Association's (EPA) guidance on the early intervention of clinical high risk states of psychoses**

*S. Ruhrmann, Cologne, Germany*

*S. Schmidt, F. Schultze-Lutter, B. G. Schimmelmann, J. Klosterkötter*

**O-01-005**

**First episode psychosis fidelity scale FEPS-FS**

*D. Addington, Calgary, Canada*

*J. Wang, R. Norman, E. McKenzie, R. Melton, T. Sale, G. Bond*

**O-01-006**

**First-episode psychosis in Chennai, India and Montreal, Canada: a mixed methods approach to the study of family factors across contexts**

*S. Iyer, Montreal, Canada*

*H. Loohuis, M. Pope, E. Schorr, G. Mohan, P. Ramachandran, T. Rangaswamy, A. Malla*

**S-13 SYMPOSIA**

**08:30 – 10:00 Cambridge, 2nd Floor**

**Neuroimaging approaches to understanding negative symptoms**

*Chairs: A. Aleman, Groningen, The Netherlands  
S. Kaiser, Zurich, Switzerland*

**S-13-001**

**Brain structure abnormalities in first-episode psychosis patients with persistent apathy**

*L. Mørch-Johnsen, Oslo, Norway  
R. Nesvåg, A. Faerden, U. K. Haukvik, K. N. Jørgensen,  
E. H. Lange, O. A. Andreassen, I. Melle, I. Agartz*

**S-13-002**

**Differential neural correlates of apathy and diminished expression in patients with schizophrenia?**

*S. Kaiser, Zurich, Switzerland*

**S-13-003**

**Reward system dysfunction and connectivity subgroups in schizophrenia – relation to negative symptoms**

*F. Schlagenhauf, Berlin, Germany  
L. Deserno, A. Heinz*

**S-13-004**

**Involvement of brain networks subserving executive functioning versus social-emotional appraisal in negative symptoms**

*A. Aleman, Groningen, The Netherlands*

**S-14 SYMPOSIA**

**08:30 – 10:00 Oxford, 2nd Floor**

**Modulating neural plasticity for the treatment of schizophrenia**

*Chairs: A. Hasan, Munich, Germany  
J. Brunelin, Bron, France*

**S-14-001**

**Individualized non-invasive brain stimulation in schizophrenia**

*T. Dierks, Switzerland  
P. Homan, J. Kindler, D. Hubl*

**S-14-002**

**Non-invasive brain stimulation to improve cognition in schizophrenia**

*C. Plewnia, Tübingen, Germany*

**S-14-003**

**Effects of tDCS on auditory hallucinations and self recognition**

*J. Brunelin, Bron, France  
M. Mondino, E. Poulet*

**S-14-004**

**Efficacy and biological impact of rTMS in predominant negative symptoms**

*A. Hasan, Munich, Germany  
T. Wobrock*

**S-15 SYMPOSIA**

08:30 – 10:00 Harvard, 1st Floor

**Depressive episodes in the course of schizophrenia-spectrum disorders: clinical challenges, therapeutic strategies**

*Chairs: S. Englisch, Mannheim, Germany  
C. U. Correll, Glen Oaks, USA*

**S-15-001**

Evaluating depressive symptoms in schizophrenia – a psychometric comparison of the Calgary Depression Scale for Schizophrenia and the Hamilton Depression Rating Scale

*I. Spellmann, Germany  
R. Schennach, R. Musil, M. Obermeier, F. Seemüller,  
M. Riedel, H.-J. Möller*

**S-15-002**

Efficacy of antidepressants for positive, negative and cognitive symptoms in schizophrenia: critical analysis derived from randomized clinical trials

*C. U. Correll, Glen Oaks, USA*

**S-15-003**

Agomelatine for the treatment of depressive episodes in the course of schizophrenia-spectrum disorders: data from the AGOPSYCH study

*S. Englisch, Mannheim, Germany*

**S-15-004**

Cognitive behavioural therapy for the treatment of depressive episodes in schizophrenia: modes of implementation, management of challenges

*T. Lincoln, Hamburg, Germany*

**S-16 SYMPOSIA**

08:30 – 10:00 Stanford, 1st Floor

**Clozapine: the art of prescribing**

*Chairs: D. Cohen, Heerhugowaard,  
The Netherlands  
D. Rujescu, Halle, Germany*

**S-16-001**

Agranulocytosis and mortality: myths and facts

*P. Schulte, Alkmaar, The Netherlands*

**S-16-002**

Grinded in porridge and other strategies to enhance clozapine administration in non-compliant patients

*D. van Dijk, Oegstgeest, The Netherlands  
D. Cohen, J. Bogers*

**S-16-003**

Clozapine resistance: what is a rational pharmacotherapeutic next step?

*J. Bogers, Oegstgeest, The Netherlands  
D. Cohen*

**S-16-004**

Separating chaff from wheat: evidence-based monitoring in clozapine therapy

*D. Cohen, Heerhugowaard, The Netherlands*



**S-17** **SYMPOSIA**  
**08:30 – 10:00** **Princeton, 1st Floor**  
**Bridging animal–human NMDAR models of schizophrenia through EEG biomarkers in behaving rodents and humans**  
*Chairs: C. Haenschel, London, United Kingdom  
P. Michie, Newcastle, Australia*

**S-17-001**  
**Neural oscillations, mismatch negativity and NMDA-receptors: perspectives from magnetoencephalography**  
*P. Uhlhaas, Glasgow, United Kingdom*

**S-17-002**  
**Acute effects of MK-801 on deviance detection (including MMN-like) potentials in the awake rat**  
*P. Michie, Newcastle, Australia  
L. Harms*

**S-17-003**  
**Effects of acute ketamine infusion on visual working memory**  
*C. Haenschel, London, United Kingdom  
I. Koychev, W. El-Deredy, B. Deakin*

**S-17-004**  
**Bridging animal–human NMDAR models of schizophrenia through EEG biomarkers in behaving rodents**  
*E. Hong, Catonsville, USA  
E. Sullivan, P. O'Donnell*

**S-18** **SYMPOSIA**  
**10:30 – 12:00** **Cambridge, 2nd Floor**  
**Impact of negative symptoms on schizophrenia functional outcome**  
*Chairs: S. Galderisi, Naples, Italy  
J. K. Rybakowski, Poznan, Poland*

**S-18-001**  
**Modeling relationships between negative symptoms and functioning in real-life**  
*S. Galderisi, Naples, Italy  
A. Rossi, P. Rocca, A. Bertolino, A. Mucci, P. Bucci, M. Maj*

**S-18-002**  
**Persistent negative symptoms and outcome in first-episode patients with schizophrenia**  
*A. Üçök, Istanbul, Turkey  
C. Ergül*

**S-18-003**  
**The impact of negative symptoms on long-term course of schizophrenia**  
*J. K. Rybakowski, Poznan, Poland*

**S-18-004**  
**Negative symptoms, early intervention and outcome in first episode psychosis**  
*I. Melle, Oslo, Norway*

**S-19** **SYMPOSIA**

**10:30 – 12:00** **Oxford, 2nd Floor**

**Verbal and nonverbal communication deficits in schizophrenia**

*Chairs: S. Walther, Bern, Switzerland  
T. Kircher, Marburg, Germany*

**S-19-001**

**Gesture-speech mismatch and lexical retrieval gestures in the psychosis prodrome**

*D. Dean, Boulder, USA  
V. Mittal, J. Bernard, Z. Millman*

**S-19-002**

**The neural correlates of natural social-communicative perception processes in patients with schizophrenia: Comprehension, recognition and interpretation of verbal and non-verbal information**

*B. Straube, Marburg, Germany  
M. Straube, T. Kircher, A. Nagels*

**S-19-003**

**The link between impaired performance of hand gestures and poor nonverbal social perception in schizophrenia and first degree relatives**

*S. Walther, Bern, Switzerland  
K. Stegmayer, J. Sulzbacher, S. Bohlhalter, W. Strik*

**S-19-004**

**Formal thought disorder: dissecting its internal structure and neural correlates**

*T. Kircher, Marburg, Germany*

**S-20** **SYMPOSIA**

**10:30 – 12:00** **Harvard, 1st Floor**

**Psychological treatments for posttraumatic stress disorder in psychosis: feasibility, safety and efficacy**

*Chairs: M. van der Gaag, Oegstgeest, The Netherlands  
A. Hardy, London, United Kingdom*

**S-20-001**

**Cognitive behavioural therapy for the treatment of posttraumatic stress disorder in schizophrenia**

*A. Hardy, London, United Kingdom  
C. Steel, B. Smith, T. Wykes, S. Rose, S. Enright, M. Hardcastle, J. Gottlieb, D. Rose, K. Mueser*

**S-20-002**

**Trauma, psychosis and the prevalence of PTSD in people with psychotic disorders**

*P. de Bont, Bosmeer, The Netherlands*

**S-20-003**

**Prolonged exposure versus eye movement desensitization and reprocessing versus waiting list for posttraumatic stress disorder in patients with a psychotic disorder**

*D. van den Berg, The Hague, The Netherlands*

**S-20-004**

**Daily life of patients with psychosis and post-traumatic stress: an experience sampling study**

*B. van der Vleugel, Alkmaar, The Netherlands*

**D-02 PRO AND CON DEBATES**

10:30 – 12:00 **Stanford, 1st Floor**

**Should “schizophrenia” be renamed?**

*Chair W. Gaebel, Düsseldorf, Germany*

**D-02-001**

**Schizophrenia: time has come to consign this stigmatising label to history**

*A. Lasalvia, Verona, Italy*

**D-02-002**

**Language disguises thought**

*S. Priebe, London, United Kingdom*

**S-21 SYMPOSIA**

10:30 – 12:00 **Princeton, 1st Floor**

**Neuroinflammation and infection in schizophrenia**

*Chairs: A. Sutterland, Amsterdam, The Netherlands*

*I. Sommer, Utrecht, The Netherlands*

**S-21-001**

**GWAS in Psychiatry: using polygenic risk scores to dissect an inflammatory subtype of schizophrenia; an experimental approach**

*S. Ripke, Berlin, Germany*

**S-21-002**

**Immune activation in schizophrenia: evidence from the post-mortem field**

*I. Sommer, Utrecht, The Netherlands*

*C. van Kesteren*

**S-21-003**

**The association of toxoplasma gondii with psychiatric disorders. A systematic review and meta-analysis**

*A. Sutterland, Amsterdam, The Netherlands*

*G. Fond, A. Kuin, M. Koeter, R. Lutter, T. van Gool, R. Yolken, A. Szoke, M. Leboyer, L. de Haan*

**S-21-004**

**Treatment with Anti-Toxoplasmic Activity (TATA) for toxoplasma positive patients with bipolar disorders or schizophrenia**

*G. Fond, Creteil, France*

*N. Hamdani, M. Leboyer*

**PL-02 PLENARY LECTURES**

12:15 – 13:00 **B Cambridge, 2nd Floor**

**Perspectives of drug development for the treatment of schizophrenia**

*Chair: H.-J. Möller, Munich, Germany*

**PL-02-001**

**Perspectives of drug development for the treatment of schizophrenia**

*J. Rabinowitz, Ramat Gan, Israel*

**B** *Broadcasting of Plenary Lecture in room Oxford*

P-06

POSTER SESSIONS

13:30 – 14:30

Event Area, Ground Floor

**Neurobiology and animal models**

Chair: *K. Bechter, Güzburg, Germany*

**P-06-001**

**So called D-neuron (= trace amine neuron): a new clue for schizophrenia research**

*K. Ikemoto, Iwaki, Japan*

**P-06-002**

**First episode of schizophrenia is followed by conformational and functional disturbances of serum albumin**

*M. Uzbekov, Moscow, Russia*

*T. Syrejschikova, T. Babushkina, N. Smolina, V. Kalinina, G. Dobretsov, T. Klimova, A. Peregudov, S. Shikhov*

**P-06-003**

**Abnormal C-reactive protein (CRP) levels in schizophrenia and schizoaffective disorders. Results from the FACE-SZ data-set**

*G. Fond, Creteil, France*

*O. Godin, P.-M. Llorca, M. Leboyer*

**P-06-004**

**Cycloid psychoses versus schizophrenia: different biochemical profiles?**

*N. van der Kerkhof, Venray, The Netherlands*

*D. Fekkes, F. Van der Heijden, W. Verhoeven*

**P-06-005**

**Spironolactone inhibits Nrg1-ErbB4 signalling to improve schizophrenia-relevant endophenotypes in Nrg1 transgenic mice**

*M. Wehr, Munich, Germany*

*W. Hinrichs, M. Brzozka, T. Unterbarnscheidt, S. Wichert, M. Schwab, M. Rossner*

**P-06-006**

**Distribution of neuropeptide Y in the frontal cortex of, a model mouse of schizophrenia, DISC1 knockout mouse**

*S. Morosawa, Nagoya Aichi, Japan*

*S. Iritani, T. Marui, K. Umeda, H. Sekiguchi, Y. Torii, H. Fujishiro, K. Kuroda, K. Kaibuchi, N. Ozaki*

**P-06-007**

**The role of alpha-2 adrenergic receptors on pre-pulse inhibition of acoustic startle reflex in rats**

*T. Uzbay, Istanbul, Turkey*

*A. Ozcetin, B. Cevreli*

**P-06-008**

**New approach for the synthesis of analgetic 2-azabicyclo[3.3.1]nonane scaffolds**

*V. Palchikov, Dnipropetrovsk, Ukraine*

**P-06-009**

**The novel antipsychotic PGW5, a sarcosinyl-linked Olanzapine, exhibits high efficacy in rodent schizophrenia models, without metabolic side-effects**

*I. Gil-Ad, Petah-Tikva, Israel*

*M. Portnoy, M. Taler, A. Weller, A. Weizman*

**P-06-010**

**Identification of a novel molecular pathway for cannabidiol's antipsychotic properties in the mesolimbic pathway: role of mTOR/p70S6 kinase signalling**

*J. Renard, London, Canada*

*M. Loureiro, L. Rosen, W. Rushlow, S. Laviolette*

**P-06-011**

**The antipsychotic-like effects of LSP4-2022 in positive, negative and cognitive symptoms in schizophrenia**

*M. Wozniak, Cracow, Poland*

*J. Wieronska, F. Acher, A. Pilc*

**P-06-012**

**The ergoline 2-bromoterguride produces anti-psychotic-like effects in rats**

*J. Brosda, Berlin, Germany*

*R. T. Franke, A. E. Tarland, H. H. Pertz, H. Fink*

**P-07 POSTER SESSIONS**

**13:30 – 14:30** Foyer, 2nd Floor

**Outcome**

*Chair: A. G. Awad, Toronto, Canada*

**P-07-001**

**Treatment outcomes of patients with severe schizophrenia undergoing specific severe mental illness programme. A 6-year follow-up**

*J. J. Fernandez Miranda, Gijon, Spain*

*S. Diaz-Fernandez*

**P-07-002**

**Objective predictors of outcome in forensic mental health services: a systematic review**

*O. Sedgwick, London, United Kingdom*

*S. Young, M. Das, V. Kumari*

**P-07-003**

**Comparison of experienced burden and distress among families of patients with schizophrenia and bipolar disorder**

*S. M. Samimi Ardestani, Tehran, Iran*

*M. Radmanesh*

**P-07-004**

**Determinants of meaning in life in patients with severe mental disorders**

*P. Huguelet, Geneva, Switzerland*

**P-07-005**

**The impact of apathy on vocational outcome and on vocational rehabilitation**

*H. Bull, Oslo, Norway*

*T. Ueland, J. Lystad, S. Evensen, E. Falkum*

**P-07-006**

**The effect of thought disorders on remission of symptoms in schizophrenia**

*K. Alptekin, Izmir, Turkey*

*B. Yalinçetin, H. Ulas, T. Binbay, B. B. Akdede*

**P-07-007**

**The impact of negative symptoms on psychopathological status, social functioning and quality of life during long-term follow-up of the first episode of schizophrenia**

*J. K. Rybakowski, Poznan, Poland*

*K. Gorna, K. Jaracz, J. Jaracz, J. Kiejda, B. Grabowska-*

*Fudala, M. Wilkiewicz, A. Suwalska*

**P-07-008**

**The functioning puzzle in schizophrenia: chronicity, symptoms, cognition. What is the key factor?**

*A. Brañas, Alcalá de Henares, Madrid, Spain*

*M. Vicens, A. Ruiz, A. Orozco, G. Lahera*

**P-07-009**

**Surviving schizophrenia in the family: four case studies**

*P. P. Espinosa, Daejeon, Republic of Korea*

**P-07-010**

**Attitudes towards patients with psychosis and depression in the general population: effects of labeling**

*C. Michel, Bern, Switzerland*

*B. G. Schimmelmann, F. Schultze-Lutter, N. Schnyder*

**P-07-011**

**Improving media depiction about schizophrenia and mental illness: evaluation results of workshops for screenwriters and journalists**

*H. Becker, Duesseldorf, Germany*

*H. Zäske, A. Ramge, W. Gaebel*

**P-07-012**

**Mental health literacy: is psychosis as well recognized as depression?**

*C. Michel, Bern, Switzerland*

*B. G. Schimmelmann, F. Schultze-Lutter, N. Schnyder*

**P-08**

**POSTER SESSIONS**

13:30 – 14:30

Sorbonne 2, 2nd Floor

**Psychosocial factors and interventions**

*Chair: M. van der Gaag, Oegstgeest,  
The Netherlands*

**P-08-001**

**Emotional changes in a group of recent onset psychotic patients receiving a metacognitive intervention (MCT)**

*E. Lorente-Rovira, Valencia, Spain  
A. Luengo, A. Guasp, B. Llacer, J. M. Carot, J. Sanjuan,  
S. metacognitive group*

**P-08-002**

**Complex approaches to social cognitive interventions in patients with schizophrenia**

*O. Papsuev, Moscow, Russia  
N. Semenova, L. Movina, M. Minyaycheva, O. Limankin,  
A. Naryshkin, M. Sheifer, I. Gurovich*

**P-08-003**

**Enhancing motivation in persons with schizophrenia: general guidelines, starting points and issues of evaluation**

*N. Semenova, Moscow, Russia*

**P-08-004**

**Functional resource of the family as a biopsychosocial predictor of adaptive behaviour of schizophrenic patients**

*E. Gutkevich, Tomsk, Russia  
A. Semke, Y. Maltseva*

**P-08-005**

**Self-disgust and fear of compassion: new approaches to paranoid ideation**

*M. J. Martins, Coimbra, Portugal  
P. Castilho, D. Carvalho, C. Pascoal*

**P-08-006**

**Feasibility and effects of a brief compassion-focused imagery intervention in psychotic patients with paranoid ideation: a randomized experimental study**

*L. Ascone Michelis, Hamburg, Germany  
J. Sundag, B. Schlier, T. Lincoln*

**P-08-007**

**Correlations between cardiorespiratory fitness, physical activity and symptoms of disease in patients with schizophrenia – preliminary results**

*S. Ginsel, Oldenburg, Germany  
M. Brandes, C. Figge*

**P-08-008**

**Mechanism of improvement in functional competence in schizophrenia after cognitive rehabilitation**

*N. Ojeda, Bilbao, Spain  
J. Peña, N. Ibarretxe-Bilbao, P. Sanchez, E. Elizagarate,  
J. Ezcurra, M. Gutierrez*

**P-08-009**

**Current but not past social defeat is associated with psychotic symptoms**

*E. Jaya, Hamburg, Germany  
T. Lincoln*

**P-08-010**

**Cognitive remediation in schizophrenia**

*J. Cañete Crespillo, Mataro, Spain  
C. Palma, C. Torres, C. Corte*

**P-08-011**

**Implementation of a new psychosocial training “Social Cognition Individualized Activities Lab”: a pilot study**

*D. Palumbo, Naples, Italy  
G. Piegari, M. Chieffi, A. Mazza, R. Giugliano, F. De Riso, V. D’Alise, A. Mucci, S. Galderisi*

**P-09**

**POSTER SESSIONS**

**13:30 – 14:30** Event Area, Ground Floor

**Neuropsychology II**

Chair: *D. Freeman, Oxford, United Kingdom*

**P-09-001**

**Visual attention deficits in 7-year-old children of parents with schizophrenia or bipolar disorder – part of the Danish high risk and resilience study via 7**

*N. Hemager, Hellerup, Denmark*

**P-09-002**

**The predicted value of clinical symptoms on the cognitive performance in adolescents at risk for schizophrenia or affective psychosis results from the Harvard adolescent family high risk study**

*J. Peña, Bilbao, Spain*

*R. Del Pino Saez, R. Mesholam-Gately, W. S. Stone, N. Ojeda del Pozo, M. T. Tsuang, S. Faraone, L. J. Seidman*

**P-09-003**

**Interactive decision-making in patients with schizophrenia: a systematic review**

*A. Kaltenboeck, Vienna, Austria*

*B. Hinterbuchinger, F. Friedrich, N. Mossaheb*

**P-09-004**

**Effects of age and educational level on cognitive functioning in schizophrenia**

*K. Pantelis, Larisa, Greece*

*K. Bonotis, V. Chatzi, E. Kita, S. Karaoulanis, D. Kremeti*

**P-09-005**

**Course of cognitive impairment in psychosis according to time of evolution after diagnosis**

*L. Rodriguez Blanco, Madrid, Spain*

*L. Mata Iturralde, L. Dorado Jimenez, A. Vian, L. Muñoz Lorenzo*

**P-09-006**

**Neurocognition and occupational functioning in schizophrenia spectrum disorders: the MATRICS Consensus Cognitive Battery (MCCB) and workplace assessments**

*J. Lystad, Oslo, Norway*

*E. Falkum, V. Øksendal Haaland, H. Bull, S. Evensen, T. Ueland*

**P-09-007**

**Emotional processing in acute psychosis**

*A. González-Barroso, Madrid, Spain*

*A. Ruiz, B. Martínez, M. García, G. Lahera*

**P-09-008**

**Emotional intelligence in subjects with a first psychotic episode and its correlation with pre-morbid intelligence quotient**

*D. Treen, Barcelona, Spain*

*R. Cortizo, D. Berge, A. Mane*

**P-09-009**

**Decreased right-handedness and cerebral asymmetry in youth at ultrahigh risk for psychosis**

*D. Dean, Boulder, USA*

*J. Orr, V. Mittal*

**P-09-010**

**Dimensions of schizotypy in relation to different types of predictive processing and source-monitoring**

*C. Humpston, Cardiff, United Kingdom*

*L. Evans, C. Teufel, J. Ingram, D. Wolpert, D. Linden*

**P-09-011**

**Measuring aberrant salience attribution in patients with schizophrenia**

*F. Dammering, Magdeburg, Germany*

*T. Kathagen, A. Heinz, N. Kathmann, F. Schlagenhauf*

**P-09-012**

**Assessment of the suicide and violence potential indices using the Personality Assessment Inventory (PAI) in a forensic schizophrenic patient sample**

*I. S. Chee, Daejeon, Republic of Korea*

*S.-K. Wang, J. H. Kwon, J. L. Kim*

**P-09-013**

**Aberrant speech illusions in first episode psychosis**

*V. Angosto, Bilbao, Spain*

*A. Catalan Alcantara, C. Valverde, F. Aguirregomes-corta, S. Bustamante, A. Madrazo, A. Fernandez, M. A. Gonzalez-Torres*

P-10

POSTER SESSIONS

13:30 – 14:30

Event Area, Ground Floor

### Neuroimaging I

Chair: T. Kircher, Marburg, Germany

#### P-10-001

**Aberrant salience is related to dysfunctional self-referential processing in psychosis**

*T. Katthagen, Berlin, Germany*

*A. Pankow, S. Diner, L. Deserno, R. Boehme, T. Gleich, M. Gaebler, H. Walter, A. Heinz, F. Schlagenhauf*

#### P-10-002

**Impaired insight and affective theory of mind in patients with schizophrenia: a fMRI study**

*A. de Vos, Assen, The Netherlands*

*M. Pijnenborg, D. Larabi, L. Steenhuis, C. Hooker, L. van der Meer, A. Aleman*

#### P-10-003

**Common and distinct neural effects of risperidone and olanzapine during procedural learning in schizophrenia**

*V. Kumari, London, United Kingdom*

*U. Ettinger, S. Lee, C. Deuschl, A. Anilkumar, A. Schmechtig, P. Corr, D. Ffytche, S. Williams*

#### P-10-004

**Is it me? Self-monitoring neural network and insight in schizophrenia**

*A. Sapara, London, United Kingdom*

*D. Ffytche, M. Cooke, S. C. R. Williams, V. Kumari*

#### P-10-005

**Neural correlates of intentional behaviour in a healthy population with high and low apathy**

*C. Kos, Groningen, The Netherlands*

*N. Klaasen, E. Opmeer, H. Knegtering, M.-J. van Tol, A. Aleman*

#### P-10-006

**Is subclinical apathy related to neural alterations during set-shifting?**

*N. Klaasen, Groningen, The Netherlands*

*C. Kos, A. Aleman, E. Opmeer*

#### P-10-007

**Schizophrenia patients with high negative symptoms show altered fronto-parietal activation during working memory**

*J. Kaminski, Berlin, Germany*

*L. Shayegan, Y. Fukuda, T. Katthagen, L. Deserno, A. Heinz, F. Schlagenhauf*

#### P-10-008

**Improved correspondence of cortical working memory networks in patients with schizophrenia after macro-anatomical alignment of functional magnetic resonance imaging data**

*R. Bittner, Frankfurt, Germany*

*D. Linden, A. Kolomijets, M. Frost, R. Goebel, C. Haenschel*

#### P-10-009

**Inefficient DLPFC recruitment in delusion-prone subjects during a working memory task**

*Y. Fukuda, Berlin, Germany*

*T. Katthagen, L. Deserno, F. Schlagenhauf*

#### P-10-010

**Interactions between visual attention and spatial working memory encoding in schizophrenia: a fMRI study**

*J. Mayer, Frankfurt Am Main, Germany*

*F. Fußer, C. Rickmeyer, R. Bittner, L. Rösler, C. Haenschel*

#### P-10-011

**Fronto-limbic novelty processing in acute psychosis: inefficient hippocampal encoding and potential implications for delusions**

*B. Schott, Berlin, Germany*

*M. Voss, B. Wagner, T. Wüstenberg, E. Düzel, J. Behr*



S-22	SYMPOSIA
14:30 – 16:00	Cambridge, 2nd Floor
<b>Symptom dimensions and their clinical implication in schizophrenia</b>	
<i>Chairs: A. Heinz, Berlin, Germany</i>	
<i>W. Gaebel, Düsseldorf, Germany</i>	

**S-22-001**

**Connectivity in the language system during formal thought disorders**

*W. Strik, Bern, Switzerland*

*K. Laimboeck, A. Federspiel, S. Walther, K. Stegmayer, H. Horn*

**S-22-002**

**Dimensions of motor dysfunctions in schizophrenia and schizophrenia spectrum disorders**

*Y. Zaytseva, Klecany, Czech Republic*

*N. Korsakova, I. Gurovich, A. Heinz, M. Rapp*

**S-22-003**

**Symptom dimensions and real-life functioning in people with schizophrenia**

*S. Galderisi, Naples, Italy*

*A. Rossi, P. Rocca, A. Bertolino, A. Mucci, P. Bucci, M. Maj*

**S-22-004**

**Neurobiological subtypes of altered executive functions and decision making in schizophrenia**

*F. Schlagenhauf, Berlin, Germany*

*Q. Huys, L. Deserno, A. Heinz*

S-23	SYMPOSIA
14:30 – 16:00	Oxford, 2nd Floor
<b>Lifespan development of schizophrenia and how the treatments improve it</b>	
<i>Chairs: M. Isohanni, Oulu, Finland</i>	
<i>H.-J. Möller, Munich, Germany</i>	

**S-23-001**

**Lifespan development of brain in schizophrenia and population**

*N. Koutsouleris, Munich, Germany*

**S-23-002**

**Longitudinal development of cognition in schizophrenia**

*A. Husa, Oulu, Finland*

*I. Rannikko, J. Moilanen, P. Juola, G. Murray, J. Barnett, R. Marttila, M. Haapea, H. Koponen, M. Isohanni, J. Miettunen, E. Jääskeläinen*

**S-23-003**

**Somatic comorbidity and its outcomes in schizophrenia during lifespan**

*J. Seppälä, Oulu, Finland*

*M. Isohanni, E. Jääskeläinen, J. Miettunen, T. Nordström, J. Auvinen, N. Rautio*

**S-23-004**

**Antipsychotic medication and outcomes in schizophrenia from a lifespan perspective**

*H. Koponen, Helsinki, Finland*

**S-24 SYMPOSIA**

14:30 – 16:00 Harvard, 1st Floor

**Improving outcomes: factors influencing help seeking behavior, duration of untreated psychosis and treatment outcome in immigrants and ethnic minorities with first episode psychosis**

*Chairs: I. Melle, Oslo, Norway  
A. Bechdolf, Berlin, Germany*

**S-24-001**

**Help seeking behavior of migrants with early psychosis – first data from the FRITZ project in Berlin**

*A. Bechdolf, Berlin, Germany  
K. Leopold, S. Laier*

**S-24-002**

**Migrant background and ethnic minority status as predictors for duration of untreated psychosis**

*M. Nerhus, Oslo, Norway  
A. Berg, I. Melle*

**S-24-003**

**Clinical and socio-cultural measures of insight in immigrants in their first episode of psychosis**

*A. O. Berg, Oslo, Norway  
M. Nerhus, E. Barrett, I. Melle*

**S-24-004**

**Psychopathology, cognition and functional recovery: differences between Dutch and immigrant first-episode psychosis patients**

*L. Stouten, The Hague, The Netherlands  
W. Veling, W. Laan, M. van der Gaag*

**S-25 SYMPOSIA**

14:30 – 16:00 Stanford, 1st Floor

**Detecting psychosis proneness: schizotypy and clinical high risk**

*Chairs: F. Schultze-Lutter, Bern, Switzerland  
M. Debbané, Geneva, Switzerland*

**S-25-001**

**Detecting psychosis proneness: schizotypy and clinical high risk**

*M. Debbané, Geneva, Switzerland*

**S-25-002**

**Ecological phenotypes in schizotypy and clinical high risk**

*T. Sheinbaum, Barcelona, Spain  
N. Barrantes-Vidal*

**S-25-003**

**Predictive value of the Wisconsin Schizotypy scales in a clinical high risk sample**

*F. Schultze-Lutter, Bern, Switzerland  
S. Ruhrmann, B. G. Schimmelmann, J. Klosterkötter,  
C. Michel, R. Flückiger*

**S-25-004**

**Is cognitive profiling worth the effort?**

*C. Mohr, Lausanne, Switzerland  
D. Herzig*

S-26	SYMPOSIA
14:30 – 16:00	Princeton, 1st Floor
<b>Disturbed connectivity in schizophrenia: from dysfunctional white matter tracts to molecular findings</b>	
<i>Chairs: A. Schmitt, Munich, Germany J. Steiner, Magdeburg, Germany</i>	

**S-26-001**

**Changes of connectivity in multi-episode schizophrenia: a multimodal imaging study**  
*B. Malchow, Munich, Germany*

**S-26-002**

**S100B downregulation in the nuclear proteome of schizophrenia corpus callosum**  
*J. Steiner, Magdeburg, Germany  
A. Schmitt, B. Bogerts, D. Martins-de-Souza*

**S-26-003**

**Oligodendrocyte pathology and association with cognitive deficits in schizophrenia**  
*P. Falkai, Munich, Germany*

**S-26-004**

**Oligodendrocyte dysfunction in schizophrenia from a proteomic point of view**  
*D. Martins-de-Souza, Campinas, Brazil*

S-27	SYMPOSIA
16:30 – 18:00	Cambridge, 2nd Floor
<b>The role of psychotherapy in the treatment of schizophrenia</b>	
<i>Chairs: A. Bechdolf, Berlin, Germany M. van der Gaag, Oegstgeest, The Netherlands</i>	

**S-27-001**

**Psychotherapy in people with positive symptoms**  
*S. Klingberg, Tübingen, Germany*

**S-27-002**

**Psychotherapy in people with negative symptoms**  
*M. van der Gaag, Oegstgeest, The Netherlands  
E. Velthorst, F. Smit, C. Meyer, M. Koeter, A.-K. Fett,  
A. B. Staring, L. de Haan*

**S-27-003**

**Cognitive remediation in schizophrenia**  
*W. Wölwer, Düsseldorf, Germany*

**S-27-004**

**Psychotherapy in people at clinical high risk of psychosis**  
*A. Bechdolf, Berlin, Germany*

S-28	SYMPOSIA
16:30 – 18:00	Oxford, 2nd Floor
<b>Assessment of negative symptoms: challenges and recent developments</b>	
<i>Chairs: T. Lincoln, Hamburg, Germany M. Lambert, Hamburg, Germany</i>	

**S-28-001**

**Implications of overlap between negative symptom measurement and other aspects of psychosis**

*J. P. Lyne, Dublin, Ireland  
M. Clarke*

**S-28-002**

**Validation of the German version of The Clinical Assessment Interview for Negative Symptoms (CAINS)**

*M. Engel, Hamburg, Germany  
T. Lincoln*

**S-28-003**

**Self-assessments of negative symptoms in schizophrenia**

*V. Marzloff, Caen, France  
S. Dollfus, C. Mach, R. Morello*

**S-28-004**

**How does self-assessment of apathy differ from the clinician's assessment of apathy?**

*A. Faerden, Oslo, Norway*

S-29	SYMPOSIA
16:30 – 18:00	Harvard, 1st Floor
<b>Paranoia as a symptom dimension in schizophrenia</b>	
<i>Chairs: W. Strik, Bern, Switzerland D. Freeman, Oxford, United Kingdom</i>	

**S-29-001**

**Paranoia, psychotic anxiety and the emotional brain**

*W. Strik, Bern, Switzerland  
K. Stegmayer, S. Walther, A. Federspiel*

**S-29-002**

**Paranoia: advances in understanding and treatment**

*D. Freeman, Oxford, United Kingdom*

**S-29-003**

**Contribution of aberrant salience attribution to delusions**

*F. Schlagenhauf, Berlin, Germany*

**S-29-004**

**Structural abnormalities in the ventral striatum and the pathological perception of threat in schizophrenia**

*K. Stegmayer, Bern, Switzerland  
W. Strik, T. Bracht, S. Walther*

S-30	SYMPOSIA
16:30 – 18:00	Stanford, 1st Floor
<b>Predicting psychosis – methodological concepts and first findings of the 'Personalised Prognostic Tools for Early Psychosis Management' (PRONIA) project</b>	
<i>Chairs: N. Koutsouleris, Munich, Germany R. K. R. Salokangas, Turku, Finland</i>	

**S-30-001**

**Multivariate clinical prediction of psychosis and its early course**

*S. Ruhrmann, Cologne, Germany  
N. Kaiser, M. Rosen, T. Haidl, S. Borgwardt, P. Brambilla,  
R. K. R. Salokangas, W. Stephen, N. Koutsouleris*

**S-30-002**

**Automatic prediction of psychosis using cognitive measures: the PRONIA approach**

*C. Bonivento, Udine, Italy  
P. Brambilla, S. Piccin, M. Garzitto, M. Re, A. Ferro,  
G. Cabras*

**S-30-003**

**Studying cross-center MRI scanner variations: initial experience from the PRONIA calibration study**

*C. Lenz, Basel, Switzerland  
N. Koutsouleris, C. Cabral, P. Brambilla, S. Ruhrmann,  
S. J. Wood, R. K. R. Salokangas, S. Borgwardt*

**S-30-004**

**Predicting outcomes other than psychosis: past experiences and future approaches**

*S. Wood, Birmingham, United Kingdom*

O-03	ORAL PRESENTATIONS
16:30 – 18:00	Princeton, 1st Floor
<b>Drug treatment</b>	
<i>Chair: J. K. Rybakowski, Poznan, Poland</i>	

**O-03-001**

**The impact of newer anti-psychotics on patient-centered outcomes in schizophrenia – beyond efficacy and into effectiveness**

*A. G. Awad, Toronto, Canada*

**O-03-002**

**Determination of adherence profiles in schizophrenia using the Medication Adherence Rating Scale (MARS): results from the FACE-SZ cohort**

*D. Misdrahi, Bordeaux, France  
A. Tessier, P. M. Llorca, G. Fond*

**O-03-003**

**The problem of non-compliance during treatment of schizophrenia**

*G. Bogojevic, Belgrade, Serbia  
D. Zigmund, L. Ziravac*

**O-03-004**

**Memantine augmentation in clozapine refractory schizophrenia: a randomized, double-blind, placebo-controlled crossover study**

*P. Schulte, Alkmaar, The Netherlands  
S. Veerman, J. Smith, L. de Haan*

**O-03-005**

**Delayed initiation of clozapine may be related with poor response in treatment-resistant schizophrenia**

*A. Üçok, Istanbul, Turkey*

**O-03-006**

**Prevalence, incidence and risk factors for anti-psychotic-induced movement disorders**

*T. Mentzel, Amersfoort, The Netherlands  
R. Lieverse, J. van Os, P. van Harten*

**S-31** **SYMPOSIA**  
**18:15 – 19:45** **Oxford, 2nd Floor**  
**Avolition and asociality: bridging gaps between animal and human research**  
*Chairs: A. Mucci, Naples, Italy*  
*S. Walther, Bern, Switzerland*

**S-31-001**  
**Pathophysiological mechanisms of avolition in deficit schizophrenia**  
*A. Mucci, Naples, Italy*  
*S. Galderisi*

**S-31-002**  
**Longitudinal course of two measures of avolition and expressivity: hypokinesia and gesture impairment**  
*S. Walther, Bern, Switzerland*  
*K. Stegmayer*

**S-31-003**  
**NMDA receptor antagonists in rodents, relevance to negative symptoms of schizophrenia: a translational link to humans**  
*J. Neill, Manchester, United Kingdom*

**S-31-004**  
**Animal models of the genetic contribution to avolition and anhedonia: relevance to human research**  
*C. O Tuathaigh, Cork, Ireland*

**S-32** **SYMPOSIA**  
**18:15 – 19:45** **Harvard, 1st Floor**  
**Social cognition in schizophrenia – new task developments and establishing paradigms**  
*Chairs: K. Kölsch, Münster, Germany*  
*V. Fuglsang Bliksted, Aarhus, Denmark*

**S-32-001**  
**Ambiguous emotion identification in schizophrenia: preliminary findings of a novel assessment task with culturally unfamiliar stimuli**  
*K. Kölsch, Münster, Germany*  
*A. Vosseler, T. Fasshauer, W. Kohl, S. Minoshita, S. Satoh, R. Lencer*

**S-32-002**  
**New tools for assessing social cues in schizophrenia**  
*R. Fusaroli, Aarhus, Denmark*  
*A. Simonsen*

**S-32-003**  
**An fMRI study of theory of mind in first-episode psychosis**  
*C. F. Bartholomeusz, Parkville, Australia*  
*E. Ganella, S. Whittle, A. Abu-Akel, K. Allott, A. Thompson, P. McGorry, E. Killackey, C. Pantelis, S. Wood*

**S-32-004**  
**Social cognitive subgroups in first-episode schizophrenia based on fMRI and psychological assessment**  
*V. Fuglsang Bliksted, Aarhus, Denmark*

S-33	SYMPOSIA
18:15 – 19:45	Stanford, 1st Floor
<b>Schizophrenia as neurodevelopmental disorder and effects of antipsychotic treatment: new insights from animal models</b>	
<i>Chairs: A. Schmitt, Munich, Germany M. von Wilmsdorff, Düsseldorf, Germany</i>	

**S-33-001**

**The SRGAP3<sup>-/-</sup> mouse: an animal model for disturbed brain development in schizophrenia**  
*R. Waltereit, Dresden, Germany*

**S-33-002**

**Glutamatergic dysfunction in mice with inducible ablation of GluA1 AMPA receptors during adolescence**  
*D. Inta, Mannheim, Germany*

**S-33-003**

**The role of perinatal hypoxia in transgenic TCF4 mice as animal model of etiological factors in schizophrenia**  
*A. Schmitt, Munich, Germany  
M. Rossner, D. Inta, C. Dormann, P. Gass, M. Brzozka, P. Falkai*

**S-33-004**

**Effects of antipsychotic treatment on synaptic plasticity in animal models of perinatal hypoxia during early adulthood**  
*M. von Wilmsdorff, Düsseldorf, Germany  
F. Manthey, P. Gebicke-Härter, W. Gaebel, A. Schmitt*

O-04	ORAL PRESENTATIONS
18:15 – 19:45	Princeton, 1st Floor
<b>Comorbidity</b>	
<i>Chair: G. Heinze Martin, Mexico</i>	

**O-04-001**

**Association between substance abuse and long-term outcome of schizophrenia – a meta-analysis**  
*J. Miettunen, Oulu, Finland  
T.-M. Paaso, K. Kasurinen, N. Hirvonen, A. Mustonen, E. Oinas, J. Käkälä, E. Jääskeläinen*

**O-04-002**

**Prevalence of vitamin D deficiencies in Dutch outpatients with schizophrenia, schizoaffective or bipolar disorder**  
*P. Schulte, Alkmaar, The Netherlands  
R. Boerman, D. Cohen, A. Nugter*

**O-04-003**

**Metabolic syndrome, abdominal obesity and hyperuricemia in schizophrenia: results from the FACE-SZ data-set**  
*G. Fond, Creteil, France  
O. Godin, P.-M. Llorca, M. Leboyer*

**O-04-004**

**Measures of glucose and lipid metabolism at the fasted state in drug-naïve patients with psychosis; evidence for insulin resistance**  
*P. Petrikis, Ioannina, Greece  
S. Tigas, V. Boumba, A. Tzallas, I. Papadopoulos, P. Skapinakis, T. Vougiouklakis, V. Mavreas*

**O-04-005**

**Inflammatory activity in psychotic disorders after accounting for cardiovascular risk factors**  
*I. Dieset, Oslo, Norway  
E. Reponen, R. Mørch, E. Hoseth, S. Hope, I. Agartz, I. Melle, S. Djurovic, P. Aukrust, T. Ueland, O. Andreassen*

**O-04-006**

**Studying heart arrhythmias in relation to psychosis (SHARP). Increased prevalence of Brugada syndrome in recent onset schizophrenia**  
*A. Sutterland, Amsterdam, The Netherlands*

S-34

SYMPOSIA

08:30 – 10:00

Cambridge, 2nd Floor

**Gaps in knowledge around and implementation of early intervention for psychosis: setting an agenda for the future**

*Chairs: A. Malla, Montreal, Canada  
S. Iyer, Montreal, Canada*

**S-34-001**

**The optimal duration of early intervention services for psychosis: two Canadian studies**

*A. Malla, Montreal, Canada*

*R. Joobar, S. Iyer, D. Lutgens, S. Abadi*

**S-34-002**

**Transitioning between mental health services: processes, experiences, outcomes and challenges**

*S. Singh, Coventry, United Kingdom*

**S-34-003**

**Lacunae in early psychosis services and research: culture, diversity and context**

*S. Iyer, Montreal, Canada*

*H. Loohuis, M. Pope, G. Etienne, G. Mohan, T. Rangaswamy, A. Malla*

**S-34-004**

**Addressing the gaps between research and efforts to reduce the stigma of psychosis**

*R. Norman, London, Canada*

S-35

SYMPOSIA

08:30 – 10:00

Oxford, 2nd Floor

**Clinical and biological impact of exercise interventions in schizophrenia**

*Chairs: P. Falkai, Munich, Germany  
H. Hulshoff Pol, Utrecht,  
The Netherlands*

**S-35-001**

**Changes in brain connectivity after endurance training in schizophrenia**

*H. Hulshoff Pol, Utrecht, The Netherlands*

*A. Svatkova, R. Mandl, T. Scheewe, W. Cahn, R. Kahn*

**S-35-002**

**The effects of endurance training on brain structure and function in multi-episode schizophrenia patients and healthy controls**

*B. Malchow, Munich, Germany*

**S-35-003**

**Assessment of physical activity and fitness in early schizophrenia**

*A. de Herd, Heverlee, Belgium*

**S-35-004**

**Vascular plasticity after aerobic exercise in healthy adults**

*E. Düzel, Magdeburg, Germany*



**0-05 ORAL PRESENTATIONS**

**08:30 – 10:00** Harvard, 1st Floor

**Alternative treatment approaches**

*Chair: U. Schall, Callaghan, Australia*

**0-05-001**

**The impact of aerobic exercise on brain-derived neurotrophic factor and neurocognition in individuals with schizophrenia: a single-blind, randomized clinical trial**

*D. Kimhy, New York, USA*

**0-05-002**

**Applying anodal tDCS on left lateral prefrontal cortex to enhance computer-assisted cognitive remediation for schizophrenia**

*G. Di Lorenzo, Rome, Italy*

*S. Emiliano, D. Serrone, A. Daverio, F. Ferrentino, V. De Lorenzo, C. Di Lorenzo, C. Niolu, S. Seri, S. Rossi, A. Siracusano*

**0-05-003**

**Transcranial Direct Current Stimulation (tDCS) improves negative symptoms in schizophrenia: a double-blind, randomized, clinical Trial**

*A. Hasan, Munich, Germany*

*U. Palm, D. Keeser, J. Blautzik, N. Sarubin, F. Kaymakonova, I. Unger, M. Kupka, B. Ertl-Wagner, P. Falkai, F. Padberg*

**0-05-004**

**Meta analysis of oxytocin in schizophrenia: effects on symptoms and social cognition**

*A. Macbeth, Edinburgh, United Kingdom*

*A. Gumley, C. Braehler, M. Schwannauer*

**0-05-005**

**m-RESIST project: is it possible to improve the care of treatment-resistant schizophrenia using modern m-health based treatment modalities?**

*K. Rubinstein, Ramat Gan, Israel*

*A. Caspi, E. Jääskeläinen, M. Isohanni, J. Usall, E. Huerta-Ramos, U. Zsolt, I. Bitter, S. van der Graaf, M. Hospedales, I. Corripio Collado*

**0-05-006**

**Cannabis and schizophrenia – a Cochrane review**

*J. Pushpa-Rajah, Nottingham, United Kingdom*

*B. McLoughin, D. Gilles*

**S-37 SYMPOSIA**

**08:30 – 10:00** Stanford, 1st Floor

**The neurobiology of language related symptoms in schizophrenia**

*Chairs: W. Strik, Bern, Switzerland*

*I. Sommer, Utrecht, The Netherlands*

**S-37-001**

**The neurobiology of thought disorders in psychosis**

*T. Kircher, Marburg, Germany*

**S-37-002**

**Factors influencing the efficacy of rTMS in the treatment of auditory hallucinations**

*C. Nathou, Caen, France*

*S. Dollfus, O. Etard, G. Simon*

**S-37-003**

**Language lateralization and language-related symptoms of schizophrenia**

*I. Sommer, Utrecht, The Netherlands*

**S-37-004**

**Network dynamics of the language circuitry during formal thought disorders and hallucinations**

*W. Strik, Bern, Switzerland*

*D. Hubl, J. Kindler, P. Homann, T. Dierks, H. Horn*

**S-38** **SYMPOSIA**  
**08:30 – 10:00** **Princeton, 1st Floor**  
**Computational approaches to schizophrenia**  
*Chairs: F. Schlagenhauf, Berlin, Germany*  
*C. Mathys, London, United Kingdom*

**S-38-001**  
**Psychosis as a pathology of belief updating in response to new information – formal foundations and neurobiological perspectives**  
*C. Mathys, London, United Kingdom*

**S-38-002**  
**Why jump to conclusions, and why stick to them? Computational modelling of the beads task in schizophrenia and schizotypy**  
*R. Adams, London, United Kingdom*

**S-38-003**  
**Decisions in dynamic environments – behavioral and neural signatures of flexible decision-making in schizophrenia**  
*L. Deserno, Leipzig, Germany*

**S-38-004**  
**How much does working memory contribute to learning impairments in schizophrenia?**  
*A. Collins, Providence, USA*

**S-39** **SYMPOSIA**  
**10:30 – 12:00** **Cambridge, 2nd Floor**  
**Epidemiological and clinical aspects of psychosis risk syndromes and psychotic experiences in children, adolescents and adults**  
*Chairs: S. Ruhrmann, Cologne, Germany*  
*F. Schultze-Lutter, Bern, Switzerland*

**S-39-001**  
**Prevalence, familial liability and clinical correlates of psychotic experiences and symptoms in children of the general population: the Copenhagen Child Cohort 2000**  
*P. Jeppesen, Glostrup, Denmark*  
*J. T. Larsen, L. Clemmensen, A. Munkholm, M. K. Rimvall, C. U. Rask, J. van Os, L. Petersen, A. M. Skovgaard*

**S-39-002**  
**Follow-up findings of the Bern Epidemiological At-Risk (BEAR) study**  
*F. Schultze-Lutter, Bern, Switzerland*  
*C. Michel, B. G. Schimmelmann*

**S-39-003**  
**Age as a source of heterogeneity in psychosis high risk research**  
*S. Ruhrmann, Cologne, Germany*  
*S. Schmidt, F. Schultze-Lutter*

**S-39-004**  
**Social environment as a risk factor for psychosis proneness**  
*J. Kirkbride, London, United Kingdom*  
*J. Stochl, J. Zimbrón, C. Crane, A. Metastasio, E. Aguilar, R. Webster, S. Theegala, N. Kabacs, P. Jones, J. Perez*

S-40	SYMPOSIA
10:30 – 12:00	Oxford, 2nd Floor
<b>Current state and perspectives of policies for schizophrenia care</b>	
<i>Chairs: V. Larach, Santiago, Chile</i>	
<i>P. Falkai, Munich, Germany</i>	

**S-40-001**

Quality assurance in schizophrenia treatment and care: state of the art and policy developments

*W. Gaebel, Düsseldorf, Germany*

**S-40-002**

Bridging the gap between neuroscience and policy care in schizophrenia

*P. Falkai, Munich, Germany*

**S-40-003**

10 years after a state law government policy care for schizophrenia in an emergent economy. Pros and Cons

*V. Larach, Santiago, Chile*

*L. Varela, G. Vergara, J. Ochoa*

**S-40-004**

Social functioning of persons with schizophrenia living in community: implications for real-life based policies

*S. Galderisi, Naples, Italy*

S-41	SYMPOSIA
10:30 – 12:00	Harvard, 1st Floor
<b>Evidence for brain stimulation methods in schizophrenia</b>	
<i>Chairs: J. Cordes, Düsseldorf, Germany</i>	
<i>C. Plewnia, Tübingen, Germany</i>	

**S-41-001**

Effects of transcranial direct current stimulation (tDCS) on executive functions

*C. Plewnia, Tübingen, Germany*

**S-41-002**

rTMS for the treatment of negative symptoms in residual schizophrenia

*T. Wobrock, Groß-Umstadt, Germany*

*A. Hasan, J. Cordes, W. Wölwer, B. Langguth, M. Landgrebe, R. Ahmed, W. Gaebel, B. Guse, P. Falkai*

**S-41-003**

The treatment of hallucinations in schizophrenia spectrum disorders

*I. Sommer, Utrecht, The Netherlands*

*S. Schulte-Koops*

**S-41-004**

Predictors of response to electroconvulsive therapy in treatment-resistant schizophrenia

*T. Pawelczyk, Lodz, Poland*

*E. Kolodziej-Kowalska, A. Pawelczyk*

**S-42 SYMPOSIA**

10:30 – 12:00 Stanford, 1st Floor

**Dopamine and learning dysfunction in schizophrenia**

Chairs: A. Heinz, Berlin, Germany  
A. Abi-Dargham, New York, USA

**S-42-001**

**The dopaminergic dual phenotype in schizophrenia**

A. Abi-Dargham, New York, USA

**S-42-002**

**Reward-guided learning and dopamine in schizophrenia**

F. Schlagenhauf, Berlin, Germany  
L. Deserno, A. Heinz

**S-42-003**

**Deficits in predictive coding underlie hallucinations in schizophrenia**

G. Horga, New York, USA

**S-42-004**

**Connectivity patterns during working memory define clinically distinct subgroups of schizophrenia**

K. E. Stephan, Zurich, Switzerland

**O-06 ORAL PRESENTATIONS**

10:30 – 12:00 Princeton, 1st Floor

**Psychosocial treatment**

Chair: T. Lincoln, Hamburg, Germany

**O-06-001**

**Psychological treatments for early psychosis can be beneficial or harmful, depending on the therapeutic alliance: an instrumental variables analysis**

L. Goldsmith, Manchester, United Kingdom  
S. W. Lewis, R. P. Bentall, G. Dunn

**O-06-002**

**Family Motivational Intervention: effectiveness, feasibility and 15 months follow up**

R. Keet, Heiloo, The Netherlands

**O-06-003**

**Mindfulness and schizotypy: magical thinking without suspiciousness characterises mindfulness meditators**

V. Kumari, London, United Kingdom  
E. Antonova, A. Hamid, B. Wright

**O-06-004**

**REFLEX: a metacognitive group treatment to improve insight in psychosis and to reduce self-stigma**

M. Pijnenborg, Groningen, The Netherlands  
A. de Vos, L. van der Meer, C. Bockting, M. van der Gaag, A. Aleman

**O-06-005**

**Improving functional competence, neurocognition, social cognition and negative symptoms in schizophrenia: randomized controlled trial**

J. Peña, Bilbao, Spain  
N. Ibarretxe-Bilbao, P. Sanchez, E. Elizagarate, J. Ezcurra, M. Gutierrez, N. Ojeda

**O-06-006**

**Beat victimization! Psychomotor assertiveness training with elements of kickboxing for people with psychotic disorders**

E. van der Stouwe, Groningen, The Netherlands  
B. de Vries, M. Pijnenborg, J. van Busschbach, A. Aleman

**PL-03** **PLENARY LECTURES**

12:15 – 13:00 **B** Cambridge, 2nd Floor

**Predictors and mechanisms of conversion to psychosis**

Chair: *S. Galderisi, Naples, Italy*

**PL-03-001**

**Predictors and mechanisms of conversion to psychosis**

*T. D. Cannon, New Haven, USA*

**B** Broadcasting of Plenary Lecture in room Oxford

**P-11** **POSTER SESSIONS**

13:30 – 14:30 Foyer, 2nd Floor

**Early stages of schizophrenia**

Chair: *A. Bechdolf, Berlin, Germany*

**P-11-001**

**Why are help-seeking subjects at ultra-high risk for psychosis help-seeking?**

*I. Falkenberg, Marburg, Germany*

*L. Valmaggia, M. Byrnes, M. Frascarelli, C. Jones, M. Rocchetti, B. Straube, S. Badger, P. McGuire, P. Fusar-Poli*

**P-11-002**

**Patterns of risk status in repeated measures over time: to what degree do they inform about conversion risk?**

*F. Schultze-Lutter, Bern, Switzerland*

*S. Ruhrmann, B. G. Schimmelmann, J. Klosterkötter, S. J. Schmidt*

**P-11-003**

**Mechanisms of transmission of health and risk in parents with schizophrenia or bipolar disorder and their offspring (The WARM Study)**

*A. Macbeth, Edinburgh, United Kingdom*

*K. Davidsen, J.-M. Lundy, K. Røhder, C. Høier Trier, M. Nyström-Hansen, A. Gumley, S. Harder*

**P-11-004**

**Mediation models from childhood adversity to depressiveness in patients at-risk for psychosis and in help-seeking controls**

*F. Schultze-Lutter, Bern, Switzerland*

*S. Ruhrmann, B. G. Schimmelmann, J. Klosterkötter, S. J. Schmidt*

**P-11-005**

**Insecure attachment styles as mediators between poor childhood care and schizophrenia-spectrum phenomenology: an interview study**

*T. Sheinbaum, Barcelona, Spain*

*A. Bifulco, S. Ballester, M. Mitjavila, T. R. Kwapił, N. Barrantes-Vidal*

**P-11-006**

**Association of early psychosis patients' and relatives' attachment style with clinical and functional presentation**

*L. Hinojosa-Marqués, Barcelona, Spain*

*T. Sheinbaum, P. Cristóbal-Narváez, M. Monsonet, T. R. Kwapił, T. Domínguez-Martínez, N. Barrantes-Vidal*

**P-11-007**

**Attention hyperactivity phenotype in children and adolescents offspring of schizophrenia and bipolar disorder: a controlled study**

*V. Sanchez-Gistau, Barcelona, Spain*

*S. Romero, E. de la Serna, G. Sugranyes, I. Baeza, D. Moreno, E. Rodríguez, C. Moreno, J. Castro-Fornieles*

**P-11-008**

**Associations of different measures and facets of self-esteem with paranoia in early psychosis**

*M. Monsonet, Bellaterra, Spain*

*P. Cristóbal-Narváez, T. Sheinbaum, T. Domínguez-Martínez, T. R. Kwapił, B.-V. Neus*

**P-11-009**

**Positive and negative schizotypy prediction of prodromal symptoms and schizophrenia-spectrum personality disorder traits: a 3-year prospective study**

*A. Racioppi, Barcelona, Spain*

*T. Sheinbaum, S. Ballester, M. Mitjaviła, G. M. Gross, T. R. Kwapil, N. Barrantes-Vidal*

**P-11-010**

**Symptoms severity at admission is related to insight at discharge in first episode of psychosis**

*J. L. Fernandez Gonzalez, Ubeda, Spain*

*A. Lopez Diaz, I. Lara Ruiz-Granados*

**P-11-011**

**Predicting depressive symptoms in a recent onset psychosis patient**

*A. Guasp Tortajada, Valencia, Spain*

*S. M. Study Group, E. Lorente-Rovira, A. Luengo, B. Llacer, J. M. Carot, J. Sanjuan*

**P-11-012**

**12 months follow-up of a child and adolescent sample at risk for psychosis**

*M. Dalz, Barcelona, Spain*

*J. Tor, M. Pardo, D. Muñoz, E. De la Serna, V. Sánchez-Guistau, J. Álvarez, G. Sugranyes, I. Baeza*

**P-12**

**POSTER SESSIONS**

**13:30 – 14:30**

**Event Area, Ground Floor**

**Comorbidity**

*Chair: J. Seppälä, Oulu, Finland*

**P-12-001**

**Schizophrenia and left eye maculopathy**

*E. Neroutsos, Magoula Elefsina, Greece*

*S. Foteli, M. Fiste, A. Zachariadis*

**P-12-002**

**Oral health in persons with psychosis: a population-based study**

*K. Partti, Helsinki, Finland*

*L. Suominen, J. Perälä, S. Saarni, M. Vehkalahti, M. Knuuttila, J. Lönnqvist, J. Suvisaari*

**P-12-003**

**Clinical-dynamic characteristics of schizophrenia in patients of the somatic network**

*V. Lebedeva, Tomsk, Russia*

*A. Semke, E. Yurovskaya*

**P-12-004**

**First episode of schizophrenia is characterized by pronounced metabolic disturbances**

*M. Uzbekov, Moscow, Russia*

*E. Misionzhnik, A. Shmukler, N. Smolina, T. Syrejschikova, S. Shikhov*

**P-12-005**

**Comorbid intellectual disability in a schizophrenic framework: case report**

*C. Bonadio, São Paulo, Brazil*

*B. Tasso, J. Maldos*

**P-12-006**

**Possible predictors and consequences of alcohol abuse in schizophrenic patients**

*S. Djordjevic, Kovin, Serbia*

*S. Kijac, D. Kernican*

**P-12-007**

**Pattern and prevalence of psychiatric consultations in other non-psychiatric in-patient facilities in the University of Port Harcourt Teaching Hospital (UPTH): a 5-year review**

*A. K. Nkporbu, Port Harcourt, Nigeria*

*L. O. Ugboma, P. C. Stanley*

**P-12-008**

**Socio-demographic and clinical determinants of psychiatric co-morbidity in persons with essential hypertension attending the university of Port Harcourt Teaching Hospital**

*A. K. Nkporbu, Port Harcourt, Nigeria*

*G. Eze, P. C. Stanley*

**P-12-009**

**Association of severity of essential hypertension and psychiatric co-morbidity in patients attending the cardiovascular out-patients clinic in University of Port Harcourt Teaching Hospital (UPTH)**

*A. K. Nkporbu, Port Harcourt, Nigeria*

*P. C. Stanley*

**P-13** **POSTER SESSIONS**

13:30 – 14:30 Sorbonne 2, 2nd Floor

**Drug and somatic treatment II**

Chair: *L. Wunderink, Groningen, The Netherlands (tbc)*

**P-13-001**

**Epidemiological study for the analysis of satisfaction and treatment preferences in schizophrenia (PREFERE study)**

*B. Herrera Alvarado, Madrid, Spain  
M. Bernardo, F. Cañas*

**P-13-002**

**Medication and aggressiveness in real-world schizophrenia. Results from the FACE-SZ dataset**

*G. Fond, Creteil, France  
L. Boyer, M. Favez, P.-M. Llorca, A. Pelissolo*

**P-13-003**

**Akathisia: prevalence and risk factors in a community-dwelling sample of patients with schizophrenia. Results from the FACE-SZ dataset**

*F. Berna, Strasbourg, France  
G. Fond, L. Boyer, D. Misdrahi, P.-M. Llorca*

**P-13-004**

**Symptoms severity as a predictor of antipsychotic maintenance dose in first episode psychosis**

*J. L. Fernandez Gonzalez, Ubeda, Spain  
A. Lopez Diaz, I. Lara Ruiz-Granados*

**P-13-005**

**Evidenced based clinical practice guideline and psychopharmacological tools for homeless adults with schizophrenia and co-occurring alcohol use disorder**

*J. Cotton, Brooklyn, USA  
M. Potter, J. Bouchard-Burns*

**P-13-006**

**Omega 3 fatty acids supplementation in schizophrenia**

*C. Palma, Mataro, Spain  
J. Cañete Crespillo, L. Montesinos*

**P-13-007**

**High-frequency repetitive transcranial magnetic stimulation for treatment-refractory auditory hallucinations in schizophrenia: a double-blind randomized sham-controlled trial**

*N. Kanahara, Chiba City, Japan  
H. Kimura, M. Takase, T. Yoshida, H. Watanabe, M. Iyo*

**P-13-008**

**Neurorehabilitation in schizophrenia**

*G. N. Jemar, Caba, Argentina  
G. Bartoli*

**P-13-009**

**Cardiovascular and cerebrovascular risk factors and events associated with second-generation antipsychotic compared to antidepressant use in a non-elderly adult sample: results from a claims-based inception cohort study**

*B. Joffe, New York, USA  
R. Joffe, C. Correll, L. Rosen, T. Sullivan*

**P-13-010**

**Effectiveness of neuroleptic and antidepressant therapy in schizoaffective disorders, depressive type**

*Z. Mitic, Skopje, Republic of Macedonia  
A. Spasovska*

**P-13-011**

**Effectiveness of neuroleptic therapy in methadone maintenance patients with psychotic disorders**

*A. Spasovska, Skopje, Republic of Macedonia  
Z. Mitic*

P-14

POSTER SESSIONS

13:30 – 14:30 Event Area, Ground Floor

**Psychophysiology**

Chair: P. Uhlhaas, Glasgow, United Kingdom

**P-14-001**

**Reaction time, processing speed, sustained attention in patients with schizophrenia: relationship with symptoms and treatment**

G. Lahera, Madrid, Spain

A. Orozco, A. Brañas, M. Vicens, A. Ruiz, M. Sillero

**P-14-002**

**Deficits in agency in schizophrenia, and additional deficits in body image, body schema and internal timing, in passivity symptoms**

K. Graham-Schmidt, Crawley, Australia

M. Martin-Iverson, N. Holmes, A. Jablensky, F. Waters

**P-14-003**

**Access to body structural description is impaired in schizophrenia and coincides with alterations in body image that worsen with passivity symptoms**

K. Graham-Schmidt, Crawley, Australia

M. Martin-Iverson, N. Holmes, F. Waters

**P-14-004**

**Increased interpersonal distance in schizophrenia patients with prominent paranoid symptoms**

G. Schoretsanitis, Bern, Switzerland

A. Kutynia, S. Walther, W. Strik

**P-14-005**

**Electrophysiological investigation of reward anticipation and negative symptoms in schizophrenia**

V. Montefusco, Naples, Italy

A. Vignapiano, A. Mucci, E. Merlotti, G. M. Plescia,

O. Gallo, G. M. Giordano, M. Rocco, P. Romano,

S. Galderisi

**P-14-006**

**Early auditory event-related potentials and poor functioning in real-life: an electrophysiological study in patients with schizophrenia**

G. M. Plescia, Naples, Italy

A. Vignapiano, E. Merlotti, A. Mucci, G. Di Lorenzo,

A. Daverio, M. Ribolsi, C. Niolu, V. Montefusco, P. Romano, S. Galderisi

**P-14-007**

**Do reward-processing deficits in schizophrenia promote cannabis use? An investigation of physiological and behavioral responses to natural rewards and drug cues**

C. Cassidy, New York, USA

M. Brodeur, M. Lepage, A. Malla

**P-14-008**

**Neurophysiological correlate of mental workload in psychotic patients: is there a specific pattern?**

G. Favre, Fribourg, Switzerland

S. Horat, P. Missonnier, F. Herrmann, M. Merlo

**P-14-010**

**Decreased heart rate variability in schizophrenia – a meta-analysis**

A. Clamor, Hamburg, Germany

T. M. Lincoln, J. F. Thayer, J. Koenig

**P-14-011**

**Modulation of auditory steady-state responses in schizophrenia: eyes closed vs. eyes open**

K. Dapsys, Vilnius, Lithuania

S. Melynyte, A. Voicikas, A. Siurkute, V. Maciulis,

I. Griskova-Bulanova

**P-14-012**

**Small saccades during free viewing of natural images in schizophrenia: a new perspective**

R. Mayol, Santiago, Chile

J. I. Egaña, C. Devia, J. Parrini, G. Orellana, A. Ruiz,

P. Maldonado

**P-14-013**

**Neurophysiological markers of auditory pseudo-hallucinatory**

A. Arkhipov, Moscow, Russia

A. Maslennikova, V. Strelets

**P-14-014**

**P100 and N170 of the verbal informational processing in norm and in schizophrenia**

V. Strelets, Moscow, Russia



**P-15**

**POSTER SESSIONS**

**13:30 – 14:30** Event Area, Ground Floor

**Neuroimaging II**

*Chair: A. Mucci, Naples, Italy*

**P-15-001**

**Using a novel diffusion magnetic resonance imaging method to investigate microstructural gray matter changes in schizophrenia**

*J. Seitz, Boston, USA*

*Y. Rathi, A. Lyall, O. Pasternak, E. del Re, M. Shenton,*

*I. Koerte, M. Kubicki*

**P-15-002**

**Gray matter changes in Japanese subjects with ultra-high risk for psychosis and patients with first-episode psychosis**

*K. Abe, Sendai, Japan*

*A. Sakuma, T. Obara, M. Katsura, K. Iidsuka, T. Kikuti,*

*K. Kokubun, N. Ohmuro, H. Matsuoka, K. Matsumoto*

**P-15-003**

**The neuropathological study of Myeline-Oligodendrocyte in postmortem schizophrenic brain**

*T. Marui, Nagoya, Japan*

*Y. Torii, S. Iritani, S. Morosawa, K. Oshima, K. Niizato,*

*K. Masaki, J. Kira, H. Fujishiro, N. Ozaki*

**P-15-004**

**White matter correlates of the DSM-5 schizophrenia symptom dimensions**

*P. Viher, Bern, Switzerland*

*K. Stegmayer, A. Federspiel, B. Stephan, R. Wiest,*

*W. Strik, S. Walther*

**P-15-005**

**Identifying apathy in schizophrenia based on structural neuroanatomical differences**

*E. Opmeer, Groningen, The Netherlands*

*M.-J. van Tol, E. Liemburg, H. Knegtering, G. Pijnenborg,*

*R. Renken, A. Aleman*

**P-15-006**

**Disrupted thalamo-frontal white matter connectivity in patients with schizotypal personality disorder**

*T. Y. Lee, Seoul, Republic of Korea*

**P-15-007**

**Altered thalamo-cortical white matter connectivity: probabilistic tractography study in clinical – high risk for psychosis and first episode psychosis**

*K. I. Cho, Seoul, Republic of Korea*

*M. Shenton, M. Kubicki, W. H. Jung, T. Y. Lee, J.-Y. Yun,*

*S. N. Kim, J. S. Kwon*

**P-15-008**

**Spectroscopy differences between at risk populations for psychosis**

*O. Bloemen, Hilversum, The Netherlands*

*C. Vingerhoets, G. Bakker, E. Boot, F. da Silva Alves,*

*T. van Amelsvoort*

**P-15-009**

**Impairment in social cognition in schizophrenia is associated to early neurodevelopmental deviations of the Anterior Cingulate Cortex**

*V. Marzloff, Caen, France*

*S. Dollfus, P. Brazo, M.-O. Krebs, A. Cachia*

**P-15-010**

**Aberrant lateralization pattern of resting state brain in schizophrenia**

*S. N. Kim, Seoul, Republic of Korea*

*H. J. Jo, J. H. Jang, T. Y. Lee, J. S. Kwon*

**P-15-011**

**Auditory verbal hallucinations and glutamate in prefrontal cortex of patients with psychotic disorders**

*L. Bais, Groningen, The Netherlands*

*B. Curcic-Blake, M. Pijnenborg, E. Liemburg, A. Aleman*

S-43

SYMPOSIA

14:30 – 16:00

Oxford, 2nd Floor

**Cycloid psychoses and chronic schizophrenia: clinical profiles and the role of CNVs**

*Chairs: G. Stöber, Würzburg, Germany  
G. Kirov, Cardiff, United Kingdom*

S-43-001

**Cycloid psychoses: psychopathological profile in a clinical setting and biochemical differences**

*N. van der Kerkhof, Venray, The Netherlands  
D. Fekkes, F. Van der Heijden, M. Schneider, W. Verhoveven*

S-43-002

**Clinical outcome in cycloid psychoses vs manic depressive illness: a 12-year follow-up study**

*B. Pfulmann, Dresden, Germany*

S-43-003

**Genome-wide analysis of CNVs in cycloid psychoses and chronic schizophrenia, including phenotype-correlation und functional pathway-analysis**

*M. Gawlik, Würzburg, Germany  
G. Kirov, G. Stöber*

S-43-004

**The penetrance of CNVs for schizophrenia and other neurodevelopmental disorders**

*G. Kirov, Cardiff, United Kingdom*

S-44

SYMPOSIA

14:30 – 16:00

Harvard, 1st Floor

**Bridging the gap between treatment engagement and treatment outcomes**

*Chairs: N. Mulder, Rotterdam, The Netherlands  
E. Jochems, Rotterdam, The Netherlands*

S-44-001

**Meta-analysis of interventions to improve adherence to antipsychotic medications in patients with psychotic disorders**

*N. Mulder, Rotterdam, The Netherlands  
A. Staring, E. Noordraven, W. Bramer, M. van der Gaag*

S-44-002

**MotivaTe-IT: motivation for treatment as a bridge to treatment engagement and outcomes?**

*E. Jochems, Rotterdam, The Netherlands  
C. van der Feltz-Cornelis, A. van Dam, H. Duivenvoorden, N. Mulder*

S-44-003

**Money for medication: money as a bridge to treatment engagement and outcomes?**

*E. Noordraven, Rotterdam, The Netherlands  
N. Mulder*

S-44-004

**Acemap, a long acting oral antipsychotic agent as a way of improving treatment engagement and outcomes?**

*J. Gilden, Rotterdam, The Netherlands  
A. I. Wierdsma, J. M. van Beveren, L. Hakkaart, R. van Westrhenen, C. M. van der Feltz-Cornelis, L. de Haan, C. L. Mulder*

S-45	SYMPOSIA
14:30 – 16:00	Stanford, 1st Floor
<b>Abnormalities of motor function in neuropsychiatric disorders: a transdiagnostic approach</b>	
Chairs: D. Hirjak, Heidelberg, Germany C. Wolf, Homburg, Germany	

**S-45-001**

**Neural mechanisms of catatonia**

C. Wolf, Homburg, Germany

**S-45-002**

**Neuroanatomical signature of neurological soft signs in recent-onset schizophrenia and Asperger-Syndrome**

D. Hirjak, Heidelberg, Germany

**S-45-003**

**Shall we do this together? The influence of social gaze on mechanisms of action control in healthy controls and adult individuals with high-functioning autism**

L. Schilbach, Cologne, Germany

**S-45-004**

**Structural imaging correlates of motor impairments in schizophrenia – gesture control and motor slowing**

S. Walther, Bern, Switzerland

P. Viher, T. Bracht, W. Strik, A. Federspiel, R. Wiest, S. Bohlhalter, K. Stegmayer

O-07	ORAL PRESENTATIONS
14:30 – 16:00	Princeton, 1st Floor
<b>Neuropsychology</b>	
Chair: W. Wölwer, Düsseldorf, Germany	

**O-07-001**

**Verbal memory and the primary/secondary negative symptoms distinction following a first episode of psychosis**

M. Lepage, Verdun, Canada

M. Bodnar, R. Joobar, A. Malla

**O-07-002**

**Facial emotion identification in first-episode psychosis: severity and pattern of impairment differs for schizophrenia versus affective psychoses**

S. Barkl, Sydney, Australia

A. Harris, L. Williams, A. Brennan, C. Gott, S. Lah

**O-07-003**

**Neurocognitive deficits according to norms in adolescents with and without clinical high risk states of psychosis**

C. Michel, Bern, Switzerland

B. G. Schimmelmann, A. Martz-Irngartinger, P. Walger,

M. Francini, F. Schultze-Lutter

**O-07-004**

**Jumping to conclusions in first episode psychosis**

A. Catalan Alcantara, Leioa, Spain

V. Angosto, F. Aguirregomesorta, C. Valverde, S.

Bustamante, A. Madrazo, A. Fernandez, M. Gonzalez

de Artaza, M. A. Gonzalez-Torres

**O-07-005**

**When one's sense of agency goes wrong: overall decreased estimation of intervals and absent intentional binding in passivity symptoms of schizophrenia**

K. Graham-Schmidt, Crawley, Australia

M. Martin-Iverson, N. Holmes, F. Waters

**O-07-006**

**Environmental noise effects on emotional stroop interference in schizophrenia**

B. Wright, London, United Kingdom

E. Peters, B. Wright, D. Osborne, V. Kumari

## CONFERENCE INFORMATION

---

### CONFERENCE VENUE

Seminaris Science & Conference Center  
The Dahlem Cube  
Takustraße 39, 14195 Berlin, Germany  
[www.seminaris.de/hotels/](http://www.seminaris.de/hotels/)  
[seminaris-campushotel-berlin.html](http://seminaris-campushotel-berlin.html)

### CONFERENCE REGISTRATION COUNTER

All conference material and documentation are available at the conference registration counter located in the foyer on the ground floor of the Dahlem Cube.

#### OPENING HOURS

Thursday, 24 Sept. 2015	08:00 – 18:00
Friday, 25 Sept. 2015	08:00 – 18:30
Saturday, 26 Sept. 2015	08:00 – 16:00

During these opening hours the conference counter can be reached at: Phone: +49 – 30 – 557 797 470

### REGISTRATION FEE

#### ON-SITE REGISTRATION

Members of ESAS	EUR 500
Non-members	EUR 570
Trainees *	EUR 470

\* Non-tenured junior scientists or clinical residents in training under 35 years (to be confirmed by head of department).

### ON-SITE REGISTRATION

On-site registration will be processed on a first-come, first-served basis. Priority will be given to pre-registered delegates. Depending on the number of on-site registered delegates, availability of conference documentation may be limited.

### NAME BADGES

Participants are kindly requested to wear their name badge at all times during the conference

including the Opening Ceremony and Networking Reception.

### CONFERENCE LANGUAGE

The conference language is English. Simultaneous translation will not be provided.

### PROGRAMME CHANGES

The organisers cannot assume liability for any changes in the conference programme due to external or unforeseen circumstances.

### ABSTRACT BOOK

All accepted abstracts are published in an abstract book as a supplement of the European Archives of Psychiatry and Clinical Neurosciences (EAPCN). The abstract book is inserted in your conference bag and will be handed out together with the conference documentation at the registration counter.

### MEDIA CHECK

The Media Check is located in room Yale 1 on the first floor of the Dahlem Cube. Speakers are asked to hand in their CD ROM or USB stick, containing the PowerPoint presentation (IBM format or compatible, no multisession) preferably one day before their session but at the latest 90 minutes prior to the presentation. The presentation will be transferred to a special conference notebook in the session room. Due to time and technical reasons we kindly ask the speakers not to use their own notebook.

#### OPENING HOURS

Thursday, 24 Sept. 2015	08:00 – 18:00
Friday, 25 Sept. 2015	08:00 – 18:30
Saturday, 26 Sept. 2015	08:00 – 15:00

### POSTER EXHIBITION

Posters are grouped according to related topics and are on display in three different areas: in the event area on the ground floor and on the second floor in Sorbonne 2 as well as in the related foyer. Please see the poster plan on page 58.

Posters will be on display for the entire time of the conference. They will be sorted by topics and will be numbered within those topics.

The poster exhibition is open to all registered delegates. Senior scientists will guide the daily tours of poster board presentations.

#### Thursday, 24 Sept. 2015

Guided Poster Tours P-01 – P-05: 13:30 – 14:30

#### Friday, 25 Sept. 2015

Guided Poster Tours P-06 – P-10: 13:30 – 14:30

#### Saturday, 26 Sept. 2015

Guided Poster Tours P-11 – P-15: 13:30 – 14:30

Interested participants can meet the authors for discussions of their poster presentation during the time of the poster tour.

### Set-up and dismantling times for posters

#### Set-up:

Thursday, 24 Sept. 2015: 08:00 – 10:00

#### Dismantling:

Saturday, 26 Sept. 2015: 16:00 – 17:00

Posters which have not been removed within the indicated dismantling time will be disposed.

### CERTIFICATE OF ATTENDANCE

A certificate of attendance will be handed out upon demand at the registration counter.

### COFFEE BREAKS

Coffee, tea and mineral water will be served free of charge to all registered delegates during the morning and afternoon coffee breaks from Thursday, 24 September, to Saturday, 26 September 2015. Coffee bar stations are located in the foyer areas of the ground floor. In addition to the regular coffee breaks the coffee bar on the first floor will provide drinks on cash basis.

### LUNCH AND RESTAURANTS

A lunch snack will be served to all registered delegates during the lunch breaks from Thursday, 24 September, to Saturday, 26 September 2015, in the foyer of the ground floor. The conference venue further provides a restaurant in the Seminaris hotel opposite the courtyard of the Dahlem Cube where snacks and food are available on cash basis.

### MOBILE PHONES

Participants are kindly requested to keep their mobile phones turned off while attending the scientific sessions.

### INSURANCE

The conference fee does not include insurance. All participants are advised to arrange for their own insurance. Health and accident insurance is recommended and has to be purchased in your country of residence.

## CONFERENCE INFORMATION

### HOW TO GET TO THE SEMINARIS CAMPUS HOTEL



#### By car:

**From the North:** A 115 southward, AS 2 Hüttenweg direction city, turn left Clayallee, right into Königin-Luise-Straße, right into Takustraße/Lansstraße

**From the West:** A2/A 10/A 115 direction Potsdam / Berlin / AS 4 Zehlendorf / B1 Potsdamer Chaussee / turn left Clayallee / right Königin-Luise-Straße / right into Takustraße / Lansstraße

**From the South:** via A 103 / AS 5 Schlosstraße to the B1, Unter den Eichen, turn right into Fabekstraße then Lansstraße

**From the East:** via A 12 / A 10 / A 113 direction airport BBI (Schönefeld) / A 100 / A 103 / exit 5 Wolfensteindamm, turn right into Schlosstraße direction Dahlem / left into Grunewaldstraße / Königin-Luise-Straße / Lansstraße

#### Distance to the airport:

Berlin Tegel: Transfer time by taxi approximately 30 minutes depending on traffic

Berlin Schönefeld: Transfer time by taxi approximately 45 minutes depending on traffic

#### By train:


Berlin main station (ICE, IC-, RE- und RB-Station), then take the underground U3 to station "Dahlem-Dorf". Exit the station towards Königin-Luise-Straße. Follow the road for 300 m until you reach the crossroad Takustraße.

#### City hotels Kurfürstendamm:

Point of departure: Heidelberger Platz  
Take the underground U3 to Krumme Lanke and get off at Dahlem-Dorf towards direction Königin-Luise-Straße. From here 300 m walk to the Seminaris Campushotel.

#### PARKING

There is an underground car park with direct access to the Seminaris Campus Hotel. The parking fee is 2 Euros per hour and 12 Euros per night.



Advances in Biological Psychiatry, Vol. 29  
**Proteomics and Metabolomics in Psychiatry**

Editor: Martins-de-Souza, D. (Campinas/Munich)

VIII + 42 p., 9 fig., 1 in color, 10 tab., 2014  
CHF 92.00 / EUR 77.00 / USD 108.00  
(hard cover)

ISBN 978-3-318-02599-6  
e-ISBN 978-3-318-02600-9

Prices subject to change, VAT not included  
EUR price for eurozone countries,  
USD price for USA and Latin America only



The easiest way to order:  
[www.karger.com/adbip](http://www.karger.com/adbip)

## Proteomics and Metabolomics in Psychiatry

Editor:

**Martins-de-Souza, D.** (Campinas/Munich)

### CONTENTS

- Preface

#### Schizophrenia and Psychotic Disorders

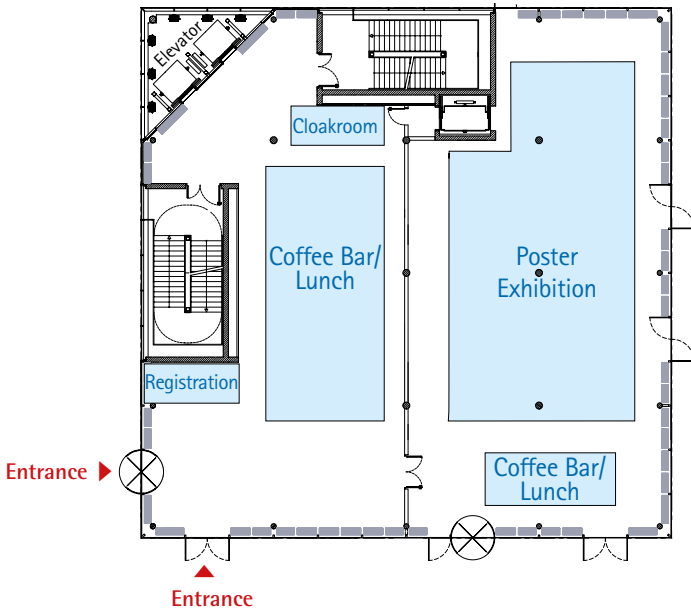
- Proteomic Characterization of the Brain and Cerebrospinal Fluid of Schizophrenia Patients: *Café-Mendes, C.C.; Gattaz, W.F.; Schmitt, A.; Britto, L.R.G.; Martins-de-Souza, D.*
- Peripheral Biomarker Candidates in Schizophrenia: *Thome, J.; Bratek, A.; Krysta, K.*
- Schizophrenia: Blood-Serum-Plasma Metabolomics: *Lista, S.; Giegling, I.; Rujescu, D.*
- Proteomic and Metabolomic Evidence for Glial Alterations in Schizophrenia: *Beasley, C.L.; Barakauskas, V.E.*
- Insights from Proteomic Studies on Schizophrenia Preclinical Models: What Can We Learn for Drug Discovery? *Farrelly, L.A.; Föcking, M.; Cotter, D.R.*
- Metabolomics to Study Psychotic Disorders and Their Metabolic Comorbidities: *Orešič, M.*

#### Mood Disorders

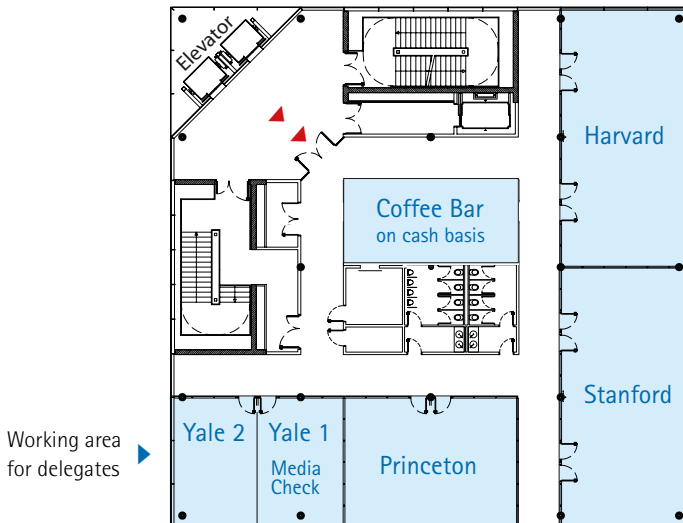
- Peripheral Biomarkers for Depression by Plasma and Serum Proteomics: *Domenici, E.*
- Proteomics of Preclinical Models of Depression: *Carboni, L.*
- Antidepressant Response Metabolomics: *Quin, X.*
- Proteomics and Metabolomics of Bipolar Disorder: *Sussulini, A.*
- Use of Metabolomics and Proteomics to Reveal Pathophysiological Pathways in Anxiety Disorders: *Altmaier, E.; Emeny, R.T.*

# FLOORPLAN

## GROUND FLOOR

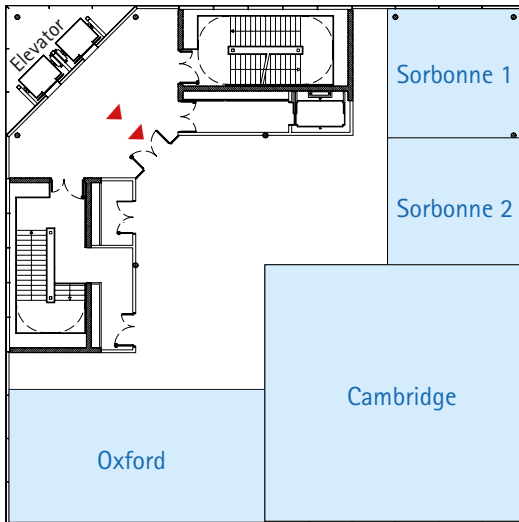


## FIRST FLOOR





SECOND FLOOR



---

ACKNOWLEDGEMENTS/FUNDINGS

This conference will be completely independent from industry funding.

---

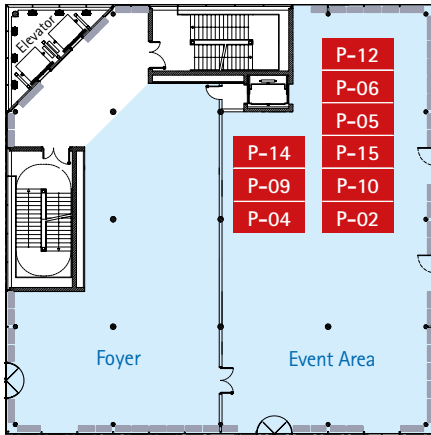
The Organisers of this conference gratefully acknowledge the support of the German Research Association (DFG)



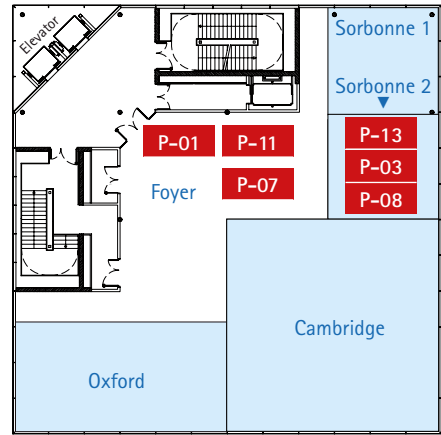
## POSTER AREAS

Poster sessions are grouped according to related topics and are on display in three different areas.

### GROUND FLOOR, EVENT AREA



### SECOND FLOOR, FOYER AND SORBONNE 2



### GUIDED POSTER TOURS: 13:30 –14:30

#### Thursday, 24 September 2015

P-01	Epidemiology and health services research
P-02	Diagnosis and classification
P-03	Drug and somatic treatment I
P-04	Neuropsychology I
P-05	Genes and gene-environment interaction

#### Friday, 25 September 2015

P-06	Neurobiology and animal models
P-07	Outcome
P-08	Psychosocial factors and interventions
P-09	Neuropsychology II
P-10	Neuroimaging I

#### Saturday, 26 September 2015

P-11	Early stages of schizophrenia
P-12	Comorbidity
P-13	Drug and somatic treatment II
P-14	Psychophysiology
P-15	Neuroimaging II

### SET-UP AND DISMANTLING TIMES FOR POSTERS

#### Set-up:

Thursday, 24 Sept. 2015: 08:00 – 10:00

#### Dismantling:

Saturday, 26 Sept. 2015: 16:00 – 17:00

## INDEX OF CHAIRPERSONS, AUTHORS AND PRESENTERS

### A

Aas, M. ....	18
Abe, K. ....	49
Abi-Dargham, A. ....	20, 44
Adams, R. ....	42
Addington, D. ....	18, 22
Albacete, À. ....	16
Aleman, A. ....	19, 23
Allen, P. ....	19
Alptekin, K. ....	29
Alvarez Garcia, R. ....	15
Angosto, V. ....	31
Antonova, E. ....	44
Arkipov, A. ....	48
Ascone Michelis, L. ....	30
Awad, A. G. ....	29, 37

### B

Bais, L. ....	49
Bajouco, M. ....	14
Barkl, S. ....	51
Bartholomeusz, C. F. ....	38
Bechdorf, A. ....	10, 34, 35, 45
Bechter, K. ....	20, 28
Becker, H. ....	29
Benros, M. ....	20
Berg, A. O. ....	34
Berna, F. ....	47
Bittner, R. ....	32
Bloemen, O. ....	49
Bocharova, A. ....	17
Boerman, R. ....	39
Bogers, J. ....	15, 24
Bogojevic, G. ....	37
Bonadio, C. ....	14, 46
Bonivento, C. ....	37
Borgwardt, S. ....	19
Brañas, A. ....	29
Brosda, J. ....	28
Bruggeman, R. ....	14
Brunelin, J. ....	23
Bull, H. ....	29
Burckhardt, K. ....	14

### C

Cañete Crespillo, J. ....	30
Cannon, T. D. ....	45
Cassidy, C. ....	19, 48
Castilho, P. ....	30
Catalan Alcantara, A. ....	51
Chee, I. S. ....	31
Chieffi, M. ....	16
Cho, K. I. ....	49
Christiani, C. A. Jerlang. ....	13
Chung, Y. ....	16
Clamor, A. ....	48
Cohen, D. ....	24
Collins, A. ....	42
Contreras, F. ....	16
Cordes, J. ....	43
Correll, C. U. ....	24
Cotton, J. ....	47
Cristóbal-Narváez, P. ....	17

### D

Dammering, F. ....	31
Dapsys, K. ....	48
Dean, D. ....	26, 31
Debbané, M. ....	11, 34
de Bont, P. ....	26
de Castro-Catala, M. ....	17
Degenhardt, F. ....	17
de Herd, A. ....	40
Del Pino Saez, R. ....	31
Depping, M. ....	12
Deserno, L. ....	42
de Vos, A. ....	32
Dierks, T. ....	23
Dieset, I. ....	39
Di Lorenzo, G. ....	41
Djordjevic, S. ....	46
Dolz, M. ....	46
Dorofeikova, M. ....	16
Düzel, E. ....	40

### E

Ehrenreich, H. ....	17, 20
---------------------	--------

Engel, M. ....	36
Englisch, S. ....	24
Espinosa, P. P. ....	29
Evensen, S. ....	13

### F

Faerden, A. ....	36
Falkai, P. ....	35, 40, 43
Falkenberg, I. ....	45
Fattakhov, N. ....	17
Favre, G. ....	48
Fernandez Gonzalez, J. L. ....	46, 47
Fernandez Miranda, J. J. ....	29
Fond, G. ....	27, 28, 39, 47
Freeman, D. ....	31, 36
Fuglsang Bliksted, V. ....	38
Fukuda, Y. ....	32
Fusaroli, R. ....	38

### G

Gaebel, W. ....	10, 18, 27, 33, 43
Galderisi, S. ....	25, 33, 43, 45
Gallinat, J. ....	18
García González, L. ....	15
Gardsjord, E. S. ....	18
Gawlik, M. ....	50
Gil-Ad, I. ....	28
Gilden, J. ....	50
Ginsel, S. ....	30
Goldsmith, L. ....	44
González-Barroso, A. ....	31
González-Torres, M. ....	21
Gorna, K. ....	29
Graham-Schmidt, K. ....	48, 51
Guasp Tortajada, A. ....	46
Gutkevich, E. ....	30

### H

Haenschel, C. ....	25
Hamdi, G. ....	14
Hardy, A. ....	26
Hasan, A. ....	23, 41
Heinz, A. ....	33, 44

## INDEX OF CHAIRPERSONS, AUTHORS AND PRESENTERS

Heinze Martin, G. ....	39	Kirkbride, J. ....	42	Michel, C. ....	13, 14, 22, 29, 51
Hemager, N. ....	31	Kirov, G. ....	50	Michie, P. ....	25
Herrera Alvarado, B. ....	47	Klaasen, N. ....	32	Miettunen, J. ....	39
Hinojosa-Marqués, L. ....	45	Klingberg, S. ....	35	Misdrahi, D. ....	37
Hirjak, D. ....	51	Kölkebeck, K. ....	38	Mitic, Z. ....	47
Homan, P. ....	23	Koponen, H. ....	33	Mittal, V. ....	26
Hong, E. ....	25	Kos, C. ....	32	Moghaddam, B. ....	20
Horga, G. ....	44	Koutsouleris, N. ....	33, 37	Mohnke, S. ....	19
Hosakova, K. ....	16	Kumari, V. ....	19, 32, 44	Mohr, C. ....	34
Howes, O. ....	10	Kupper, Z. ....	12	Möller, H.-J. ....	27, 33
Hugdahl, K. ....	18			Monsonet, M. ....	45
Huguelet, P. ....	29	<b>L</b>		Montefusco, V. ....	48
Hulshoff Pol, H. ....	40	Lahera, G. ....	21, 48	Mørch-Johnsen, L. ....	23
Humpston, C. ....	31	Lambert, M. ....	36	Morosawa, S. ....	28
Husa, A. ....	33	Larach, V. ....	14, 43	Mucci, A. ....	38, 49
<b>I</b>		Lasalvia, A. ....	27	Mulder, N. ....	50
Ibarretxe-Bilbao, N. ....	44	Laviolette, S. ....	20	Mulert, C. ....	18
Ikemoto, K. ....	28	Lebedeva, V. ....	46	Mutica, M. ....	16
Inta, D. ....	39	Lee, T. Y. ....	49		
Ising, H. K. ....	10	Lenz, C. ....	37	<b>N</b>	
Isohanni, M. ....	13, 15, 33	Lepage, M. ....	51	Najjar, S. ....	20
Iyer, S. ....	22, 40	Levinsson, A. ....	13	Nathou, C. ....	41
<b>J</b>		Lincoln, T. ....	11, 24, 36, 44	Neill, J. ....	38
Jäger, M. ....	14	Listunova, O. ....	16	Nerhus, M. ....	34
Jaya, E. ....	30	Lorente-Rovira, E. ....	30	Neroutsos, E. ....	13, 14, 46
Jemar, G. N. ....	47	Lyne, J. P. ....	11, 36	Nkporbu, A. K. ....	46
Jeppesen, P. ....	42	Lystad, J. ....	31	Noordraven, E. ....	50
Jochems, E. ....	50			Norman, R. ....	40
Joffe, B. ....	47	<b>M</b>		<b>O</b>	
<b>K</b>		Macbeth, A. ....	13, 22, 41, 45	Ojeda, N. ....	30
Kaiser, S. ....	11, 23	Malchow, B. ....	35, 40	Opmeer, E. ....	49
Kaltenboeck, A. ....	31	Malla, A. ....	40	O'Tuathaigh, C. ....	38
Kaminski, J. ....	32	Martins-de-Souza, D. ....	35	Ovejero Garcia, S. ....	15
Kanahara, N. ....	47	Martins, M. J. ....	14, 30		
Kasperek, T. ....	19	Marui, T. ....	49	<b>P</b>	
Katthagen, T. ....	19, 32	Marzloff, V. ....	36, 49	Palchikov, V. ....	28
Keet, R. ....	44	Mata Iturralde, L. ....	13	Palma, C. ....	47
Kimhy, D. ....	41	Mathys, C. ....	42	Palm, U. ....	41
Kim, S. N. ....	49	Mayer, J. ....	32	Palumbo, D. ....	30
Kircher, T. ....	26, 32, 41	Mayol, R. ....	48	Pantelis, K. ....	31
		Melle, I. ....	13, 18, 25, 34	Papassotiropoulos, A. ....	19
		Mentzel, C. ....	13	Papsuev, O. ....	30
		Mentzel, T. ....	14, 37		

## INDEX OF CHAIRPERSONS, AUTHORS AND PRESENTERS

- Pardo Gallego, M. .... 13  
Partti, K. .... 46  
Pawelczyk, T. .... 17, 43  
Peña, E. .... 17  
Peña, J. .... 31, 44  
Petrikis, P. .... 39  
Pfuhlmann, B. .... 50  
Pijnenborg, M. .... 44  
Pirlog, M. C. .... 15  
Plescia, G. M. .... 48  
Plewnia, C. .... 23, 43  
Priebe, S. .... 27  
Pushpa-Rajah, J. .... 41
- R**  
Rabinowitz, J. .... 27  
Racioppi, A. .... 46  
Renard, J. .... 28  
Riehle, M. .... 11  
Ripke, S. .... 27  
Rizos, E. .... 17  
Rodriguez Blanco, L. .... 31  
Romm, K. L. .... 18  
Rossberg, J. I. .... 18  
Rubinstein, K. .... 41  
Ruhrmann, S. .... 22, 37, 42  
Ruiz, J. C. .... 16  
Rujescu, D. .... 24  
Rybakowski, J. K. .... 25, 29, 37
- S**  
Salokangas, R. K. R. .... 37  
Salvatore, G. .... 21  
Samimi Ardestani, S. M. .... 29  
Sánchez Alonso, S. .... 15  
Sanchez-Gistau, V. .... 45  
Sapara, A. .... 32  
Schall, U. .... 19, 41  
Schennach, R. .... 24  
Schilbach, L. .... 51  
Schlagenhauf, F. .... 11, 23,  
..... 33, 36, 42, 44  
Schmidt, A. .... 19  
Schmitt, A. .... 35, 39  
Schoretsanitis, G. .... 48  
Schott, B. .... 32  
Schulte, P. .... 15, 24, 37, 39  
Schultze-Lutter, F. .... 11, 22, 34,  
..... 42, 45  
Sedgwick, O. .... 29  
Seitz, J. .... 49  
Semenova, N. .... 30  
Seppälä, J. .... 33, 46  
Sheinbaum, T. .... 17, 34, 45  
Sigurdsson, T. .... 21  
Simonsen, C. .... 18  
Singh, S. .... 22, 40  
Smeland, O. B. .... 17  
Sommer, I. .... 27, 41, 43  
Spasovska, A. .... 47  
Spellmann, I. .... 24  
Stäblein, M. .... 16  
Stain, H. J. .... 10  
Stegmayer, K. .... 36  
Steinau, S. .... 14  
Steiner, J. .... 35  
Stephan, K. E. .... 21, 44  
Sterzer, P. .... 21  
Steuilet, P. .... 20  
Stiekema, A. .... 14  
Stöber, G. .... 50  
Stouten, L. .... 34  
Straube, B. .... 26  
Strelets, V. .... 48  
Strik, W. .... 18, 33, 36, 41  
Sutterland, A. .... 27, 39
- T**  
Takase, M. .... 17  
Tessier, A. .... 37  
Thomann, P. .... 12  
Tor, J. .... 16  
Treen, D. .... 31
- U**  
Üçok, A. .... 25, 37  
Uhlhaas, P. .... 11, 21, 25, 48  
Ullevoldsæter, E. .... 13  
Uzbay, T. .... 28  
Uzbekov, M. .... 15, 28, 46
- V**  
van den Berg, D. .... 26  
van der Gaag, M. .... 10, 26, 30, 35  
van der Kerkhof, N. .... 28, 50  
van der Stouwe, E. .... 44  
van der Vleugel, B. .... 26  
van Dijk, D. .... 24  
van Harten, P. .... 12  
Vaskinn, A. .... 16  
Verhoeven, W. .... 17  
Viher, P. .... 49  
von Wilmsdorff, M. .... 39
- W**  
Waltereit, R. .... 39  
Walther, S. .... 12, 16, 26, 38, 51  
Wehr, M. .... 28  
Willems, A. .... 12  
Wobrock, T. .... 43  
Wolf, C. .... 12, 51  
Wölwer, W. .... 21, 35, 51  
Wood, S. .... 11, 37  
Wotruba, D. .... 19  
Wozniak, M. .... 28  
Wright, B. .... 51  
Wunderink, L. .... 18, 47  
Wüstenberg, T. .... 12
- Y**  
Yamanaka, H. .... 15
- Z**  
Zaytseva, Y. .... 33







### **Scientific Organiser**

---

European Scientific Association  
on Schizophrenia  
and other Psychoses e.V. (ESAS)  
[www.esasnet.eu](http://www.esasnet.eu)

### **Scientific Secretariat**

---

Wolfgang Gaebel, Wolfgang Wölwer,  
Viktoria Toeller  
c/o Department of Psychiatry and Psychotherapy  
Heinrich-Heine-University Düsseldorf

### **Congress Venue**

---

Seminaris Science & Conference Center  
The Dahlem Cube  
Takustraße 39  
14195 Berlin, Germany  
[www.seminaris.de/hotels/](http://www.seminaris.de/hotels/)  
[seminaris-campusotel-berlin.html](http://seminaris-campusotel-berlin.html)

### **Professional Conference Organiser**

---

CPO HANSER SERVICE  
Hanser & Co GmbH  
PO Box 12 21  
22882 Barsbüttel, Germany  
Phone: +49-40-670 88 20  
Fax: +49-40-670 32 83  
Email: [schizophrenia@cpo-hanser.de](mailto:schizophrenia@cpo-hanser.de)